

NOTE:SD AND MMC FULL COMPATIBLE

RoHS Compliant

TOLERANCES ARE

**MORETHANALL**  
PCB CONNECTORS  
Cable ASSEMBLIES

DRAWING BY CY

X.  $\pm$

CHECKED BY GENIUS

.X  $\pm$

UNIT/mm SCALE 1:1

.XX  $\pm$


DATE

.XXX  $\pm$

SIZE A4

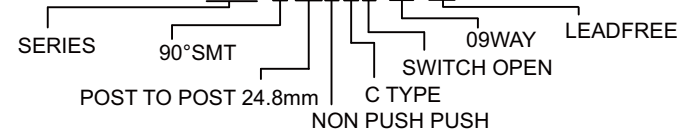
PJECTION  $\nabla$

ANG  $\pm$



ORDER INFORMATION

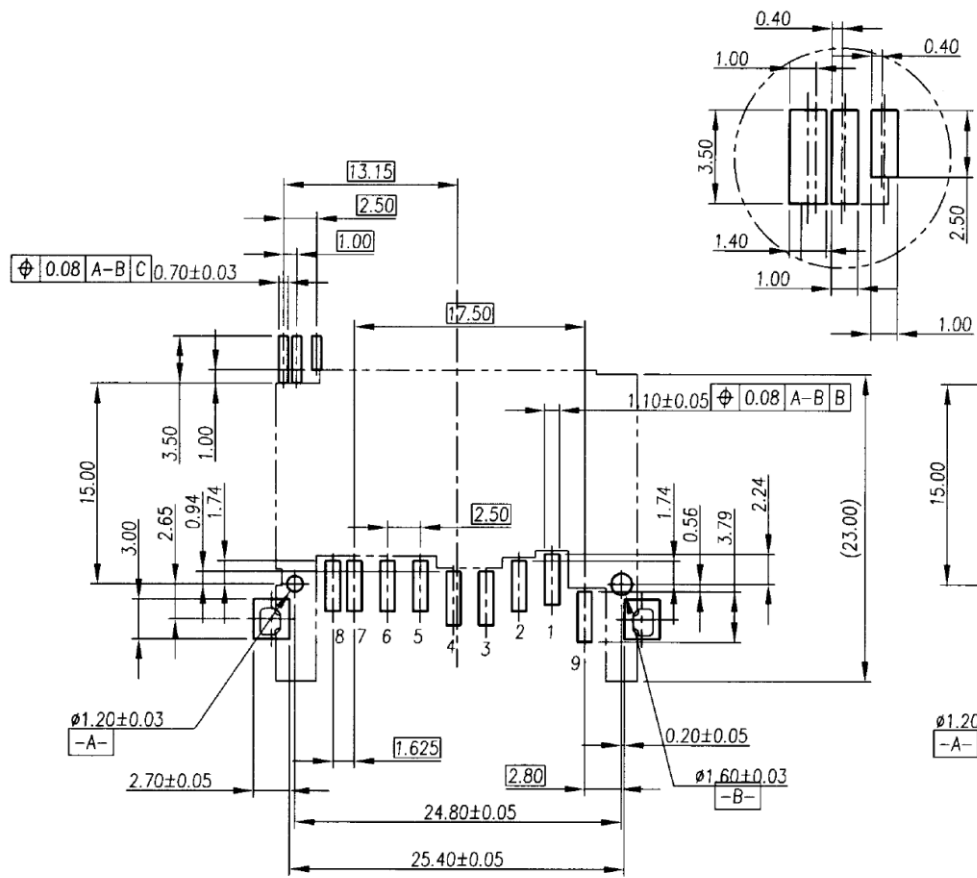
SDC-W24XCB-09-LF



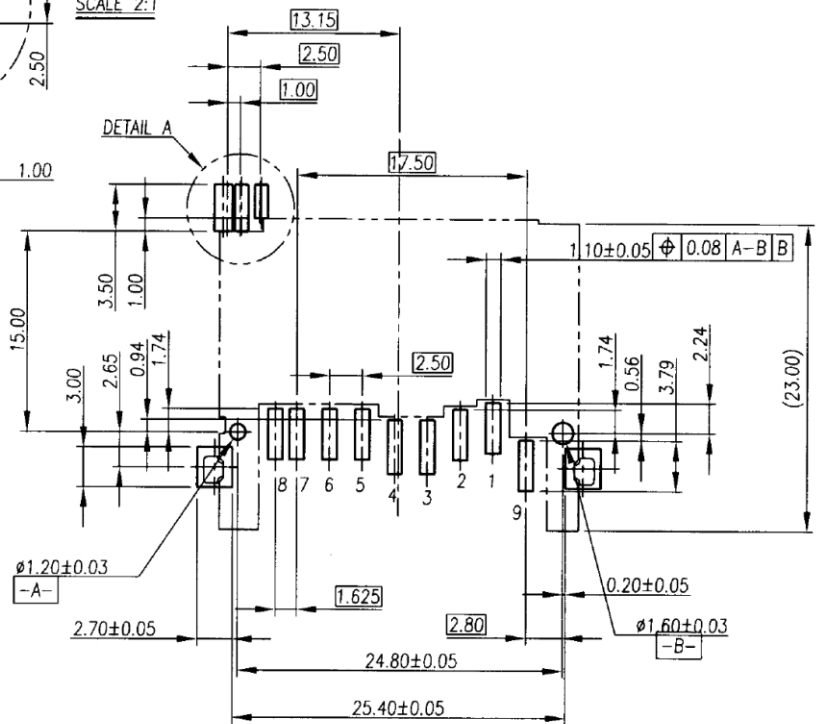
煜倫股份有限公司

www.morethanall.com

DESCRIPTION:

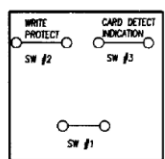


DETAIL A  
SCALE 2:1

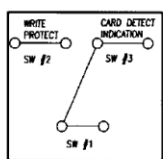


PC BOARD LAYOUT COMPONENT SIDE

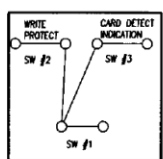
PC BOARD LAYOUT COMPONENT SIDE



WITHOUT CARD



CARD INSERTED  
WRITE PROTECT : LOCK



CARD INSERTED  
WRITE PROTECT : UNLOCK

SD CARD PIN ASSIGN	
PIN	NAME
1	CD/DAT3
2	CMD/DI
3	VSS1
4	VDD
5	CLK/SCLK
6	VSS2
7	DAT0
8	DAT1
9	DAT2

RoHS Compliant

TOLERANCES ARE

**MORETHANALL**  
PCB CONNECTORS  
Cable ASSEMBLIES

DRAWING BY CY

X, ±

CHECKED BY GENIUS

.X ± 0.30

UNIT / mm

SCALE 1 : 1

.XX ± 0.20


DATE

.XXX ± 0.10

ANG ±

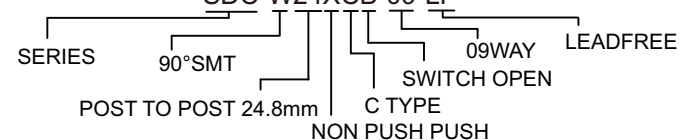
SIZE A4

PJECTION



ORDER INFORMATION

SDC-W24XCB-09-LF

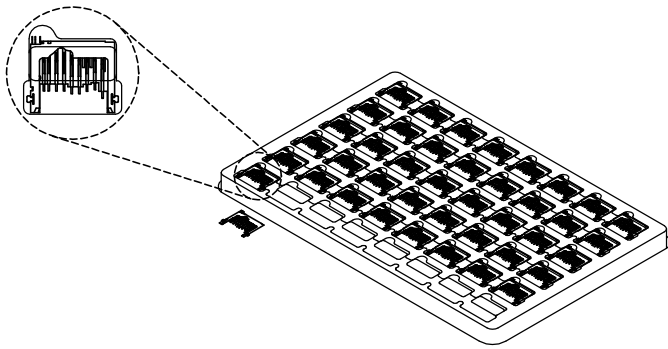


DESCRIPTION:

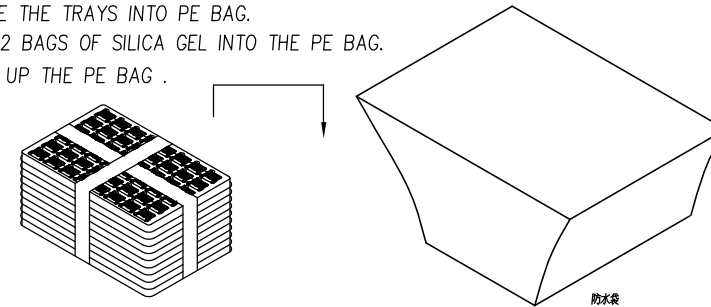
煜倫股份有限公司

www.morethanall.com

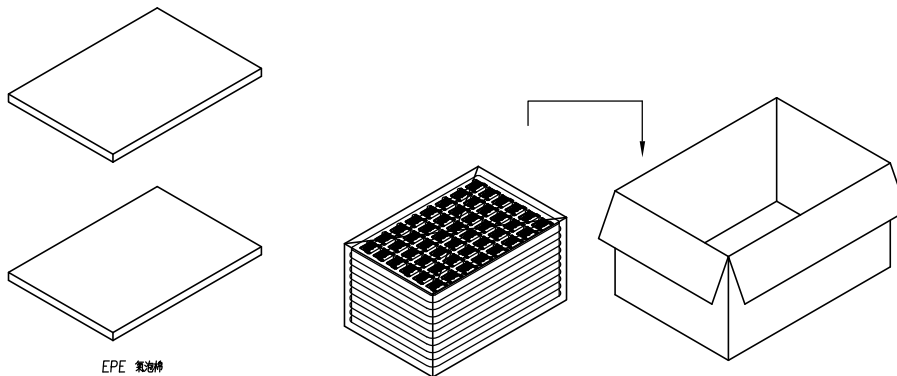
- 1-1. 如圖所示將SD CARD A TYPE CONN.放入TRAY內,如圖示之方向  
 1-1. PLACE THE SD CARD A TYPE CONN. INTO THE TRAY AS DRAWING SHOWN.



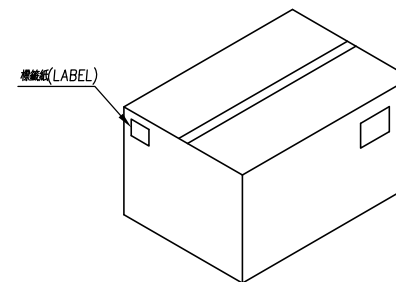
- 2-1. 將TRAY盒中之完成成品,每層48PCS,共25,並於最上層加蓋一層TRAY,當作COVER  
 2-2. 堆疊後之TRAY以膠帶雙十黏貼,膠帶重疊區須超過20cm  
 2-3. 黏貼後,將TRAYS置於防水袋內  
 2-4. 放入2包乾燥劑,置於PE防水袋內角落  
 2-5. 將PE防水袋緊密封口  
 2-1. PLACE THE PRODUCT INTO TRAY,48PCS/TRAY,TOTAL 25 TRAYS.  
 AND PUT ONE MORE TRAY ON THE TOP AS COVER.  
 2-2. AFTER STACKING 26 TRAYS, STICK TRAYS WITH TAPE CRISSCORSSLY.  
 THE OVERLAPPING AREA OF TAPE MUST BE OVER 20cm.  
 2-3. PLACE THE TRAYS INTO PE BAG.  
 2-4. PUT 2 BAGS OF SILICA GEL INTO THE PE BAG.  
 2-5. SEAL UP THE PE BAG .



- 3-1. 先將EPE氣泡棉置入紙箱底部  
 3-2. 將包裝後之TRAY盒,裝入內箱  
 3-3. 再將EPE氣泡棉蓋在TRAY盒上  
 (適量高度以填滿內箱為原則,不可鬆散)  
 3-4. 紙箱開口處以透明膠帶貼合  
 3-1. PUT 1 PIECE OF EPE INTO BOTTOM OF BOX.  
 3-2. PLACE THE TRAYS INTO THE BOX.  
 3-3. PUT 1 PIECE OF EPE INTO TOP OF BOX.  
 3-4. CLOSE BOX WITH TAPE.



- 4-1. 紙箱開口處以透明膠帶貼合  
 4-2. 紙箱上所貼之標籤視客戶要求而定  
 4-1. CLOSE CARTON WITH TAPE.  
 4-2. STICK LABEL, LOCATION AS DRAWING SHOWN.



RoHS Compliant

TOLERANCES ARE

**MORETHANALL**  
 PCB CONNECTORS  
 Cable ASSEMBLIES

煜倫股份有限公司

www.morethanall.com

DRAWING BY CY

CHECKED BY GENIUS

UNIT / mm


SCALE 1 : 1

DATE

SIZE A4

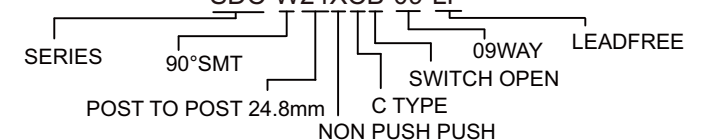
PPOJECTION

X. ±  
 .X ±  
 .XX ±  
 .XXX ±  
 ANG ±



ORDER INFORMATION

SDC-W24XCB-09-LF



DESCRIPTION: