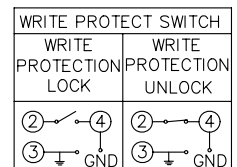
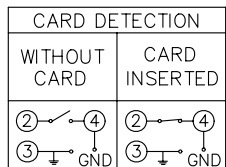
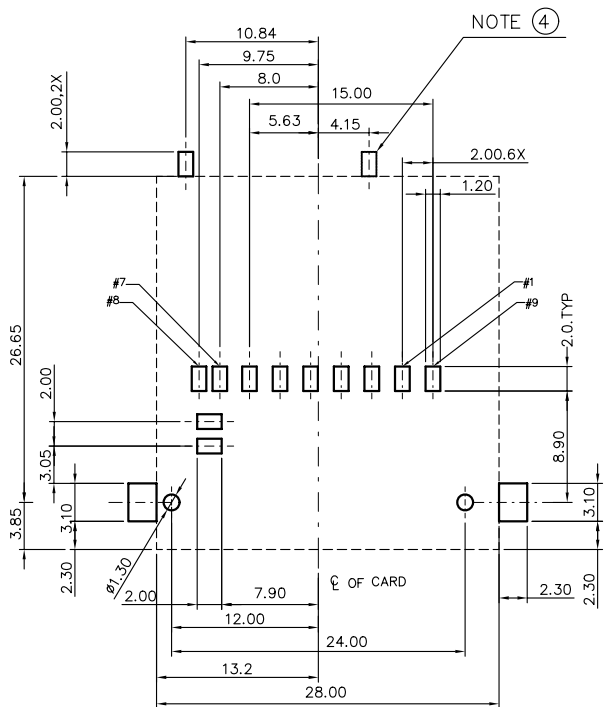


EJECT STROKE



NOTES:
 1) Material:
 • Insulator: LCP+30% G.F., UL 94V-0 Rated
 • Color : Black
 • Contact: Phosphor Bronze , JIS C5191R-H , 0.25t
 2)Plating:
 • Contact Area:Gold plating over 1.2 μ m(50u") Nickel underplating. See Note
 • Soldering Zone:3.08 μ m(120u") min. Sn/Pb, 90/10, or 100 %TIN
 ove 1.2 μ m(50u") min. Ni underplate overall.
 3)Inspection Dimension: ■ Critical
 (4)This sodering pad is optional and shall be grounding.



RECOMMENDED P.C.B. LAYOUT

PART NO. SDC-W24PJA4-09

DWG NO. SDC-W24PJA4-09

FILE NO.

UNIT / mm SCALE 1:1

CHECKED BY CY

DRAWING BY

PROJECTION

TOLERANCES ARE

.X \pm 0.2
.XX \pm
.XXX \pm
AWG

DESCRIPTION:	SD Card Connector(Type4A) push-push,standoff=0			
AREA	REVISIONS	HK	DATE	