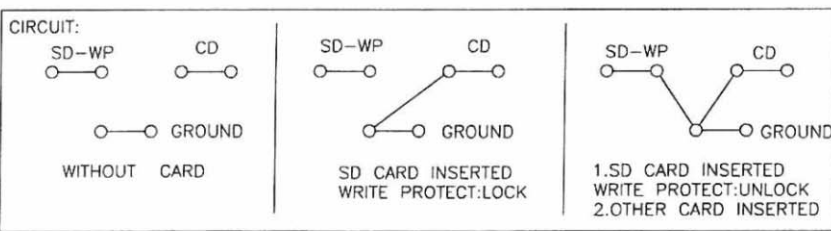
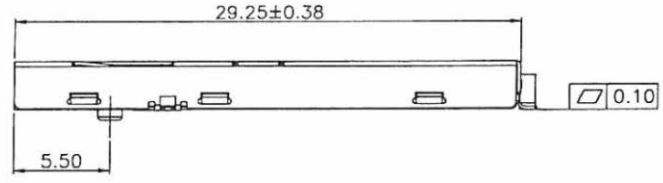
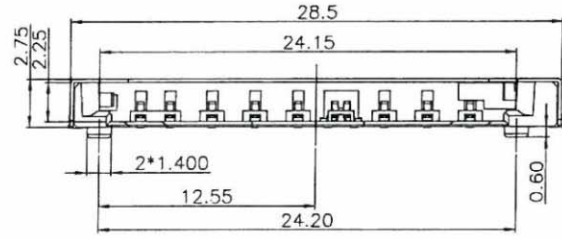


It must have 0.30mm high space over pattern area



### Specification

**MATERIAL:**

Insulator: High Temperature Thermoplastic,  
Color Black ,UL 94V-0.  
Contact: Copper Alloy  
Shell: Stainless Steel

**PLATING:**

Contact: Plated 50u" Ni Overall  
Plated Au Selective Contact Area  
Plated 100u" Sn Over Ni On Solder Area  
Shell: Plated 50u" Ni Overall  
Plated Au Selective Solder Area

**Electrical:**

Current Rating :0.5mA max.  
Contact Resistance:100mΩ max.  
Insulation Resistance:1000MΩ min./500VDC  
Dielectric Withstanding Voltage:500VAC/1 minute  
Operating Temperature:-25°C TO+85°C  
Mating Cycles:6,000 Insertions

**Usable Memory Card:**

SD&MMC Card

**RoHS Compliant**

TOLERANCES ARE



煜倫股份有限公司

www.morethanall.com

DRAWING BY CY

CHECKED BY GENIUS

UNIT / mm SCALE 1 : 1

DATE

SIZE A4

X, ±  
.X ±  
.XX ±  
.XXX ±  
ANG ±

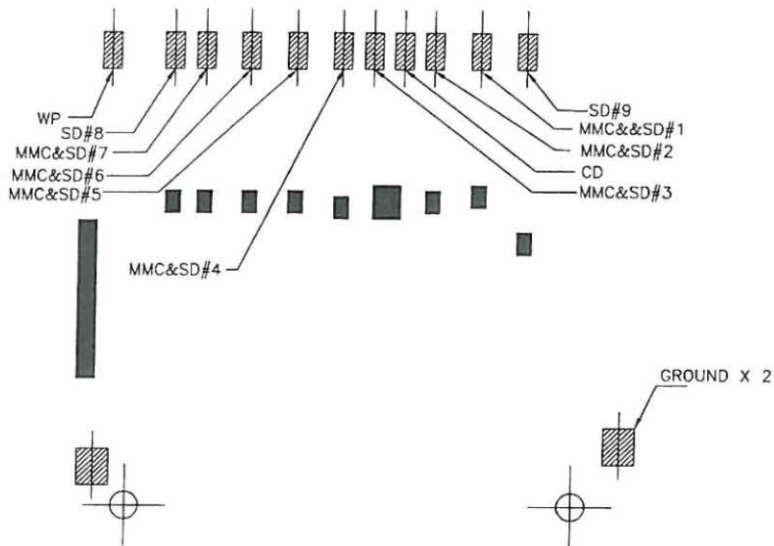


**ORDER INFORMATION**

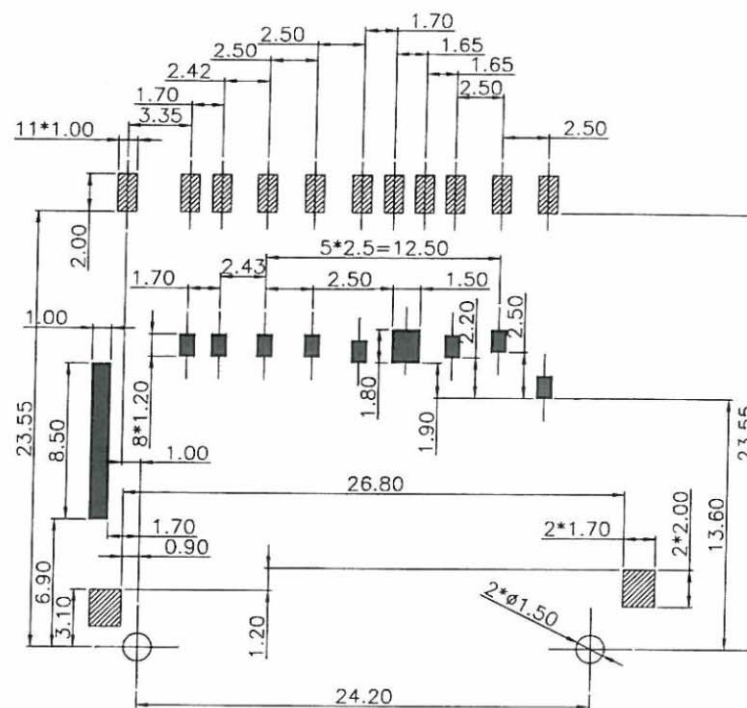
SDC-W24PB01-09-LF  
SERIES | | | | LEADFREE  
| | | | 09WAY  
| | | | PAD 0+1  
| | | | B TYPE  
90°SMT | | | | PUSH PUSH  
| | | | POST TO POST 24.2mm

DESCRIPTION:

PIN ASSIGNMENT:



Recommend PCB Layout Drawing:  
(Unit:mm .X ± 0.15 .XX ±0.05 .XXX ± 0.02)



Welding area  
 prohibited layout area

PIN NO.	MEMORY CARD PIN NO.
MMC&SD#1	MMC&SD#1 (CD/DAT3)
MMC&SD#2	MMC&SD#2 (CMD)
MMC&SD#3	MMC&SD#3 (VSS1)
MMC&SD#4	MMC&SD#4 (VDD)
MMC&SD#5	MMC&SD#5 (CLK)
MMC&SD#6	MMC&SD#6 (VSS2)
MMC&SD#7	MMC&SD#7 (DAT0)
SD#8	SD-8 (DAT1)
SD#9	SD-9 (DAT2)

RoHS Compliant

TOLERANCES ARE



煜倫股份有限公司

www.morethanall.com

DRAWING BY CY

CHECKED BY GENIUS

UNIT / mm

SCALE 1:1

DATE

SIZE A4

PJECTION

X, ±  
.X ±  
.XX ±  
.XXX ±  
ANG ±

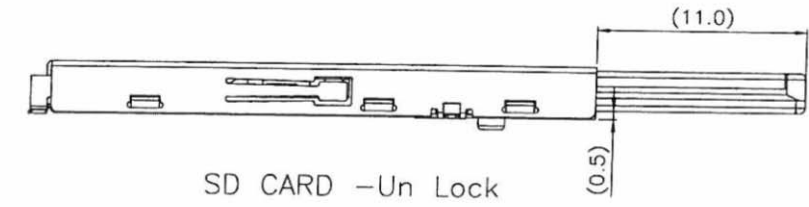


ORDER INFORMATION

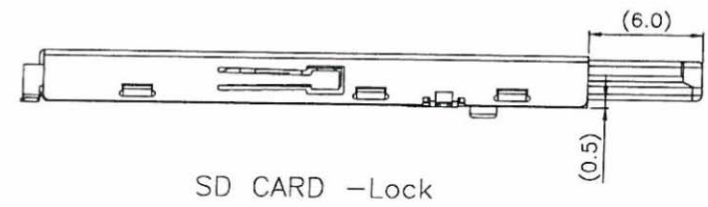
SDC-W24PB01-09-LF  
SERIES | | | | LEADFREE  
| | | | 09WAY  
| | | | PAD 0+1  
| | | | B TYPE  
90°SMT | | | | PUSH PUSH  
| | | | POST TO POST 24.2mm

DESCRIPTION:

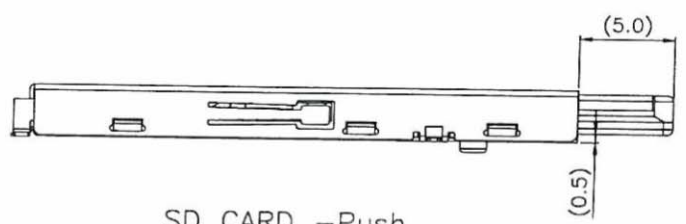
SD CARD INSERT DRAWIGN:



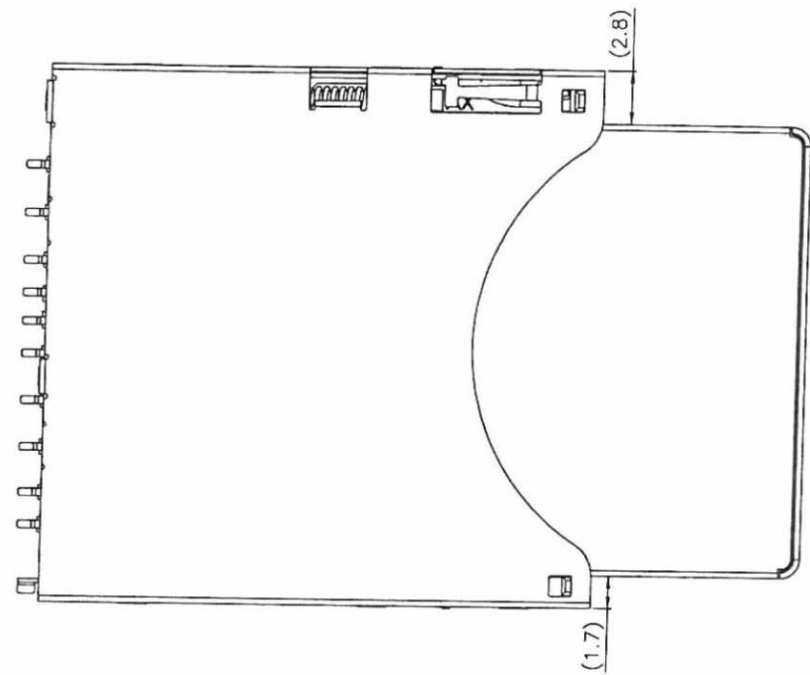
SD CARD -Un Lock



SD CARD -Lock



SD CARD -Push



RoHS Compliant

TOLERANCES ARE

**MORETHANALL**  
PCB CONNECTORS  
Cable ASSEMBLIES

DRAWING BY CY

X.±

CHECKED BY GENIUS

.X±

UNIT / mm

SCALE 1 : 1

.XX±

DATE

.XXX±

ANG±

煜倫股份有限公司

www.morethanall.com

SIZE A4

PJECTION



ORDER INFORMATION

SDC-W24PB01-09-LF  
SERIES | | | | LEADFREE  
| | | | 09WAY  
| | | | PAD 0+1  
| | | | B TYPE  
90°SMT | | | | PUSH PUSH  
| | | | POST TO POST 24.2mm

DESCRIPTION: