

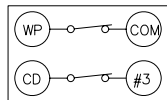
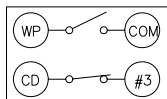
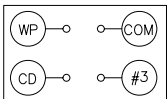
CUSTOMER COPY

回路構成

CIRCUIT WITHOUT CARD

CARD INSERTED

CARD INSERTED



●WRITE PROTECT SW. : LOCK
●STATUS: READ ONLY

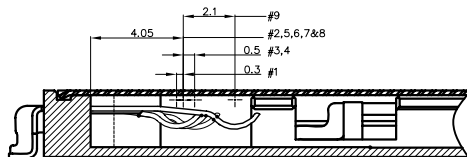
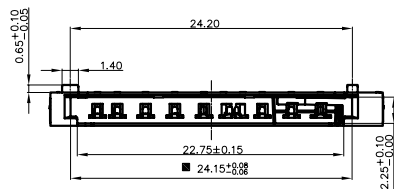
●WRITE PROTECT SW. : UNLOCK
●STATUS: WRITE ENABLE

Notes: 1. Material:

- Insulator: LCP+30% G.F., UL 94V-0 rated, Color Black.
- Contact: Phosphor Bronze
- Shield Cover: stainless steel sheet metal, SUS304, 0.2t.

②. Plating

- Contacts:
 - Contact Area: Gold Plating over 1.27um(50u") min Ni underplate.
 - Soldering Zone: 3.5um(120u") min sn/pb, 90/10 alloy, over 1.27um(50u") min. Ni. underplate.
- Shield Cover: Gold flash in soldering zone over Nickel under plating overall.

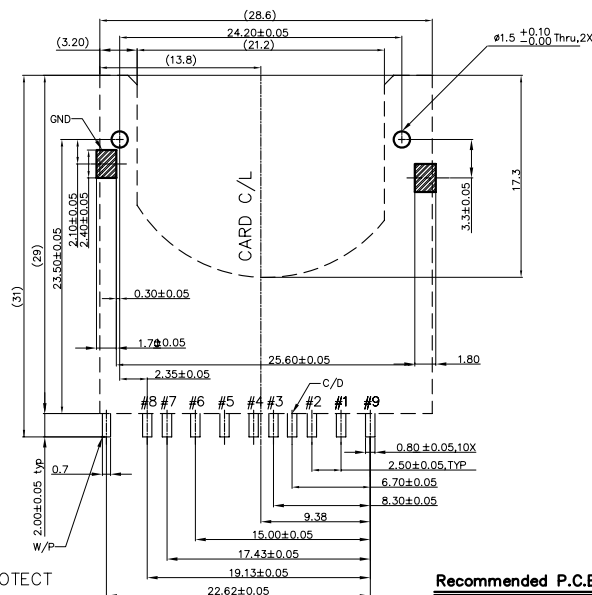
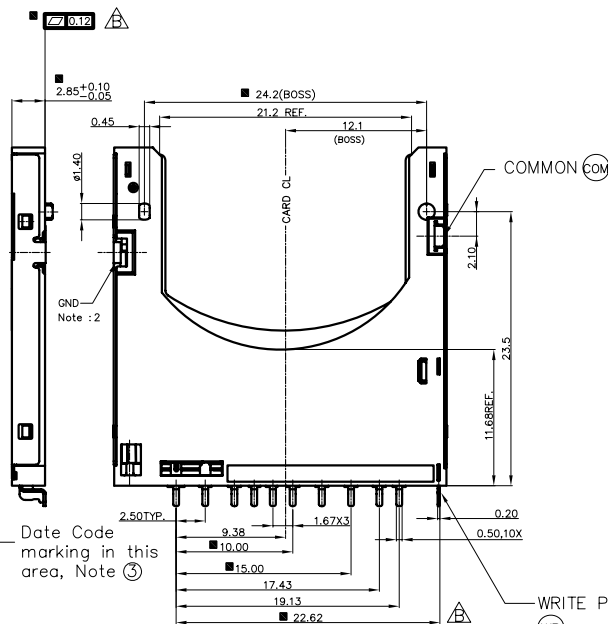
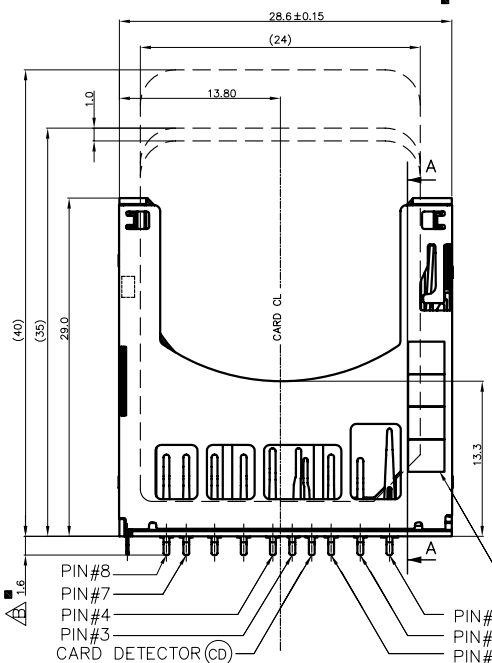


SECTION A-A

SDC-W24PA02-09-LF

LEADFREE

RoHS Compliant



Recommended P.C.B. Layout

MORETHANALL
CONNECTORS
ASSEMBLIES

PART NO. SDC-W24PA02-09

DWG NO. SDC-W24PA02-09

FILE NO.

UNIT / mm

SCALE 1:1

CHECKED BY CY

DRAWING BY

PROJECTION



TOLERANCES ARE

.X ± 0.2
.XX ±
.XXX ±
AWG

DESCRIPTION: SD CARD Slot Connector Reverse

AREA

REVISIONS

HK

DATE

煜倫股份有限公司