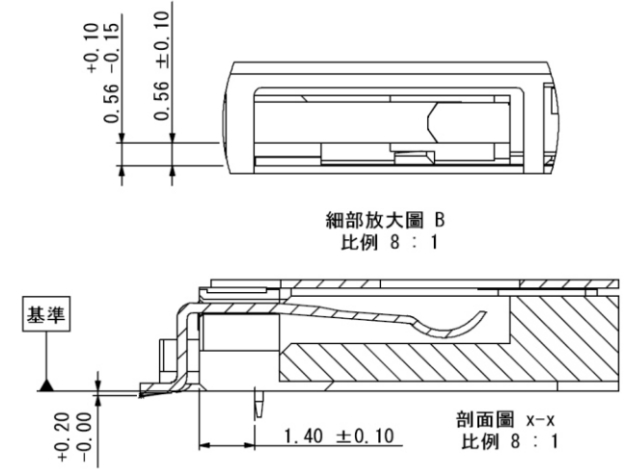


**SPECIFICATION**  
**MATERIAL**  
 Insulator: LCP rated UL94V-0  
 Contacts: PhosPhor Bronze  
**CONTACT PLATING**  
 Underplate: 40u"~280u" Nickel  
 Contact area: 12u" Selective gold  
 Solder fall area: 100u" ~200u" Tin  
**ELECTRICAL**  
 Operation voltage: 3.3 V  
 Current rating: 0.5 Amps max.  
 Contact resistance: 40 mohms initial  
 Insulation resistance: 1000 Mohms min @ 500 VDC  
 Dielectric withstanding voltage: 500 VAC / minute  
 Operating temperature: -25°C TO +85°C  
 Mating cycles: 10,000 insertions  
 Tolerances ±0.25 unless otherwise specified



**RoHS Compliant**

TOLERANCES ARE  
 X, ±  
 .X ±  
 .XX ±  
 .XXX ±  
 ANG ±

照片框

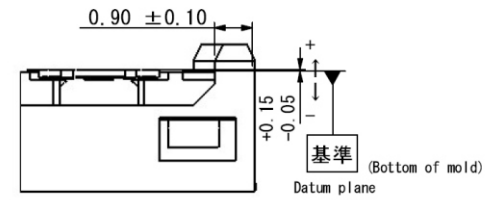
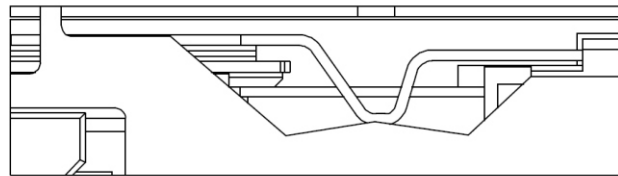
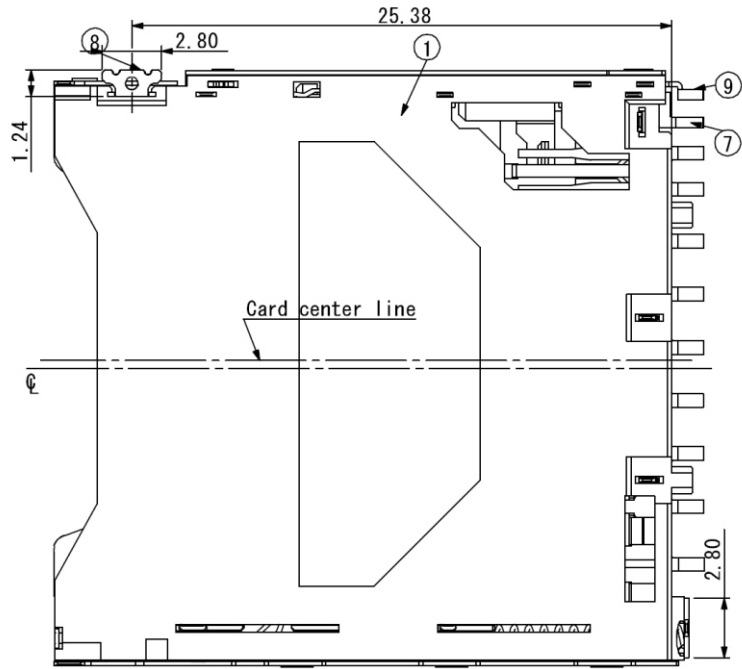
**ORDER INFORMATION**

SDC-W23PA03-09-LF  
 SERIES | | | | LEADFREE  
 | | | | 09 WAY  
 | | | | PAD 0+3  
 | | | | UPPER CONTACT  
 | | | | PUSH PUSH  
 | | | | POST 23.8mm

**MORETHANALL**  
 PCB CONNECTORS  
 Cable ASSEMBLIES  
 煜倫股份有限公司  
 www.morethanall.com

DRAWING BY CY  
 CHECKED BY GENIUS  
 UNIT / mm SCALE 1 : 1  
 DATE  
 SIZE A4 PPROJECTION

DESCRIPTION:



The dimension from the metal shell of Write-protect. (S=10/1)

**MORETHANALL**  
PCB CONNECTORS  
Cable ASSEMBLIES

煜倫股份有限公司

www.morethanall.com

**RoHS Compliant**

DRAWING BY CY  
CHECKED BY GENIUS  
UNIT / mm SCALE 1 : 1  
DATE  
SIZE A4

TOLERANCES ARE  
X. ±  
.X ±  
.XX ±  
.XXX ±  
ANG ±

PJECTION

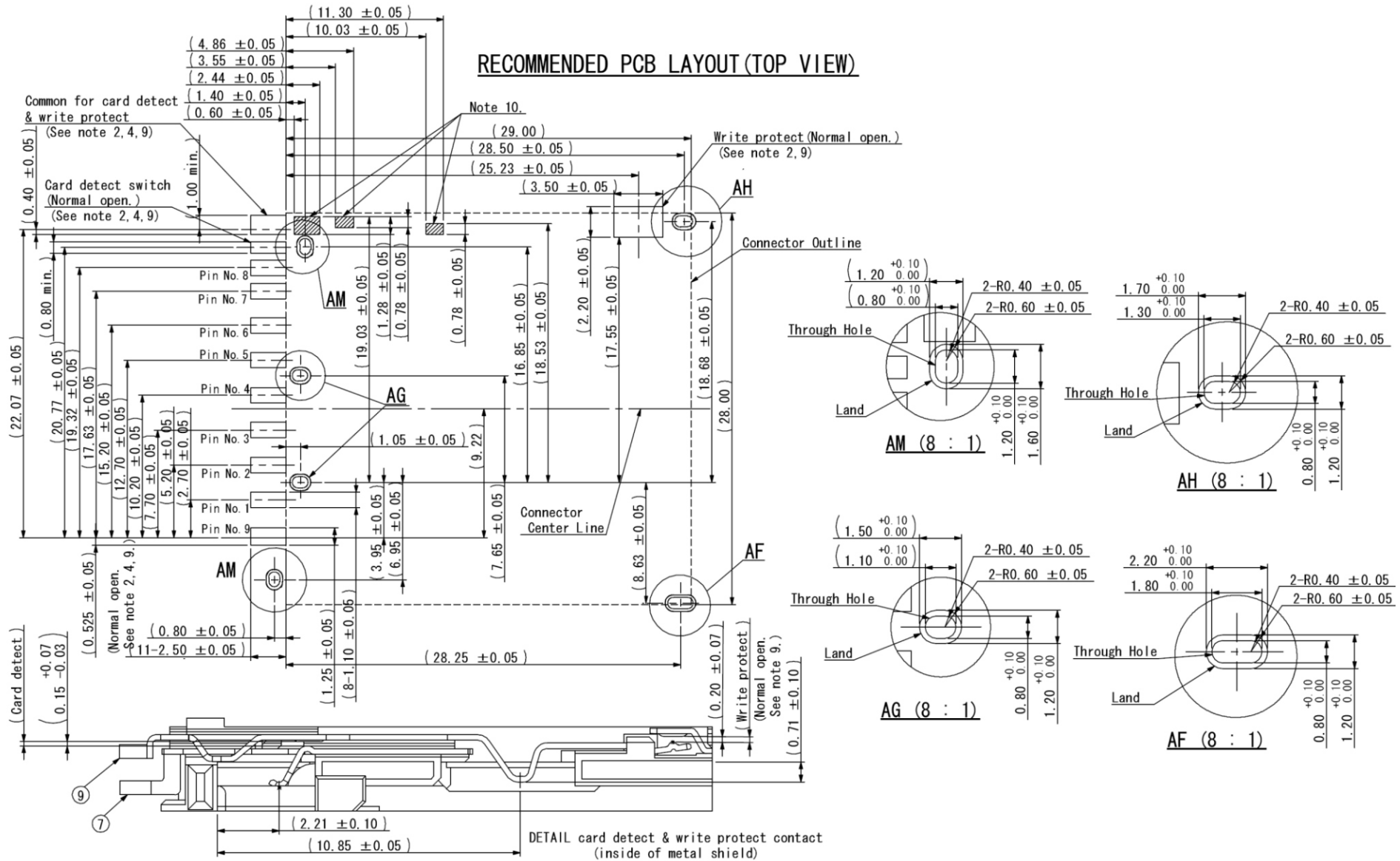
照片框

**ORDER INFORMATION**

SDC-W23PA03-09-LF  
SERIES | | | | LEADFREE  
| | | | 09 WAY  
| | | | PAD 0+3  
90°SMT | | | | UPPER CONTACT  
| | | | PUSH PUSH  
| | | | POST 23.8mm

DESCRIPTION:

### RECOMMENDED PCB LAYOUT (TOP VIEW)



RoHS Compliant

TOLERANCES ARE



DRAWING BY CY

X, ±

CHECKED BY GENIUS

X, ±

UNIT / mm

SCALE 1 : 1

.XX ±

DATE

.XXX ±

ANG ±

SIZE A4

PJECTION

照片框

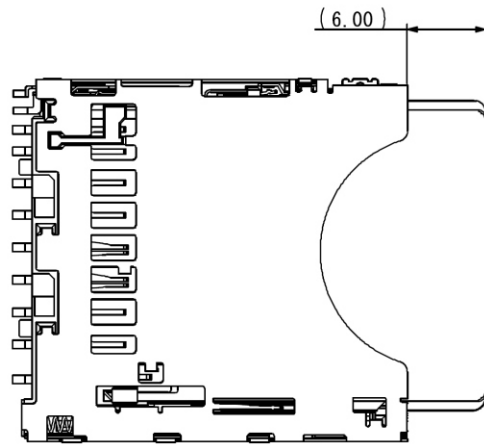
ORDER INFORMATION

SDC-W23PA03-09-LF  
 SERIES | | | LEADFREE  
 | | | 09 WAY  
 | | | PAD 0+3  
 | | | UPPER CONTACT  
 90°SMT | | | PUSH PUSH  
 | | | POST 23.8mm

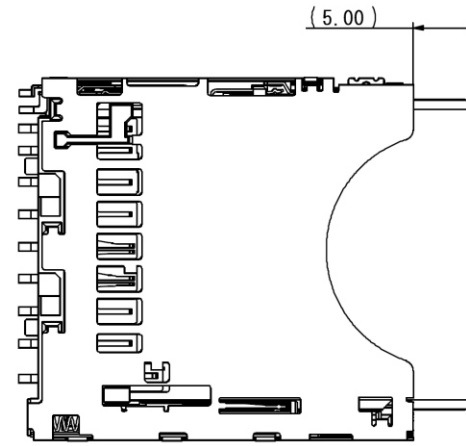
煜倫股份有限公司

www.morethanall.com

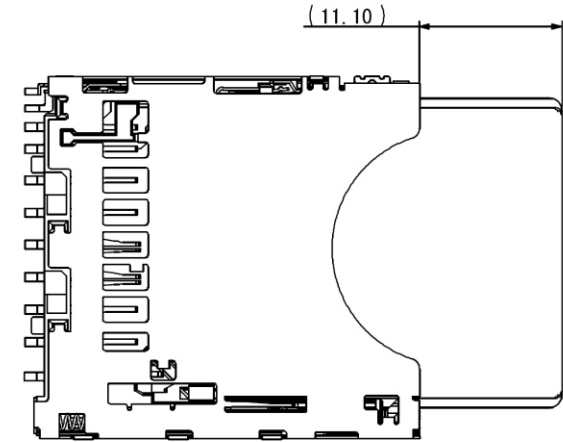
DESCRIPTION:



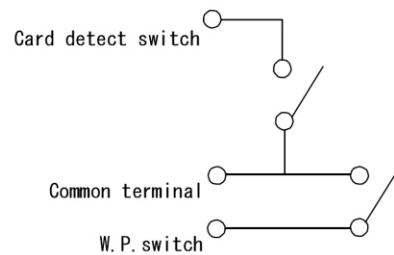
Card locked position



Card push position



Card ejected position



Circuit drawing of switch

• CARD DETECT SWITCH :

Without the card = OPEN,  
Inserted the card = CLOSE,

• WRITE PROTECT SWITCH :

Without the card = OPEN,  
Inserted the MMC card = CLOSE.  
Inserted the SD card

(a) The key on the card is in the write PROTECT position = OPEN.

(b) The key on the card is in the write ENABLE position = CLOSE.

**RoHS Compliant**

TOLERANCES ARE

**MORETHANALL**  
PCB CONNECTORS  
Cable ASSEMBLIES

煜倫股份有限公司

www.morethanall.com

DRAWING BY CY

CHECKED BY GENIUS

UNIT / mm SCALE 1 : 1

DATE

SIZE A4 PPROJECTION

X, ±  
.X ±  
.XX ±  
.XXX ±  
ANG ±

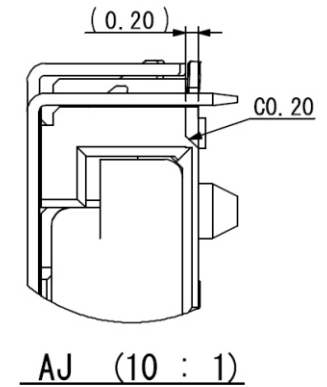
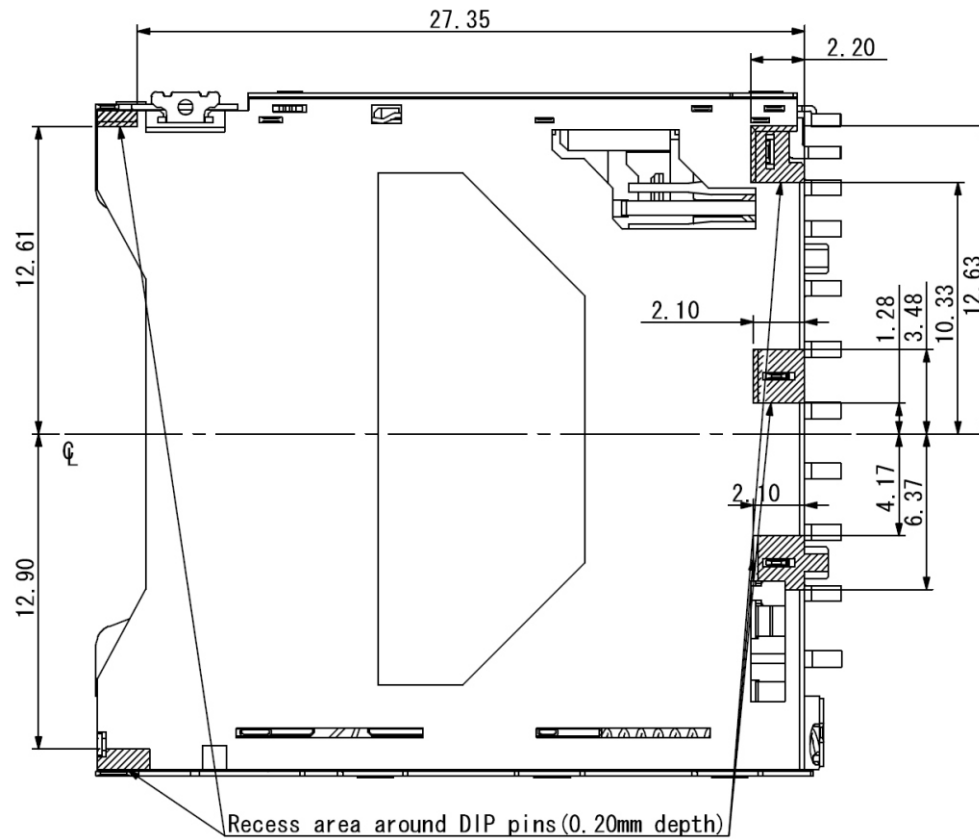
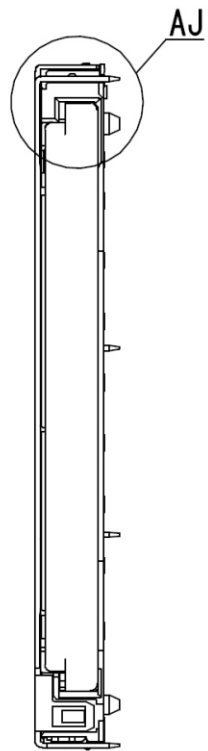


照片框

**ORDER INFORMATION**

SDC-W23PA03-09-LF  
SERIES | | | | LEADFREE  
| | | | 09 WAY  
| | | | PAD 0+3  
| | | | UPPER CONTACT  
90°SMT | | | | PUSH PUSH  
| | | | POST 23.8mm

DESCRIPTION:



RoHS Compliant

TOLERANCES ARE

**MORETHANALL**  
PCB CONNECTORS  
Cable ASSEMBLIES

DRAWING BY CY

X.±

CHECKED BY GENIUS

.X±

UNIT / mm

SCALE 1 : 1

.XX±

DATE

.XXX±

ANG±

煜倫股份有限公司

www.morethanall.com

SIZE A4

PJECTION

照片框

ORDER INFORMATION

SDC-W23PA03-09-LF  
SERIES | | | | LEADFREE  
| | | | 09 WAY  
| | | | PAD 0+3  
| | | | UPPER CONTACT  
90°SMT | | | | PUSH PUSH  
| | | | POST 23.8mm

DESCRIPTION: