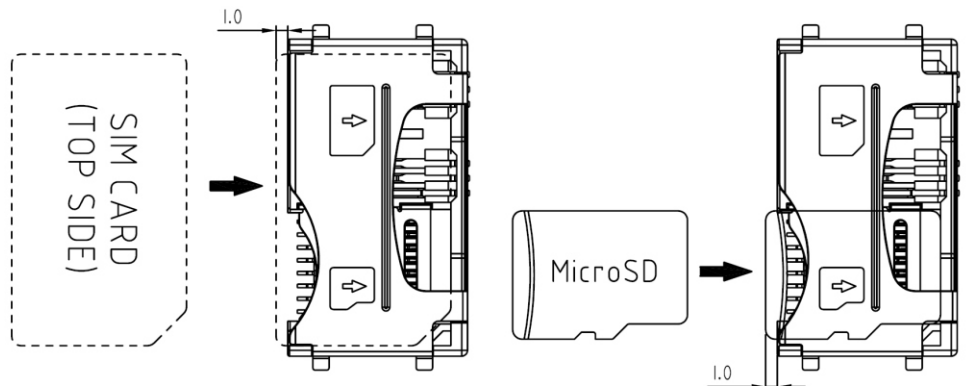


5	SIM COVER	1	S. STEEL
4	MICROSD COVER	1	S. STEEL
3	SIM CONTACT	2	SETS, GOLD PT
2	MICROSD CONTACT	8	GOLD PLATED
1	HOUSING	1	LCP, BLACK
ITEM	DESCRIPTION	Q'TY	REMARK

SCTF-W24P-0608-LF
LEADFREE
RoHS Compliant

 焯倫股份有限公司	PART NO. SCTF-W24P-0608		CHECKED BY CY	TOLERANCES ARE .X ± 0.2 .XX ± .XXX ± AWG	DESCRIP TION:			
	DWG NO. SCTF-W24P-0608							
UNIT / mm	SCALE 1:1	PROJECTION						



SIM CARD INSERT DIRECTION, SCALE 1:2

MicroSD CARD INSERT DIRECTION, SCALE 1:2

MECHANICAL

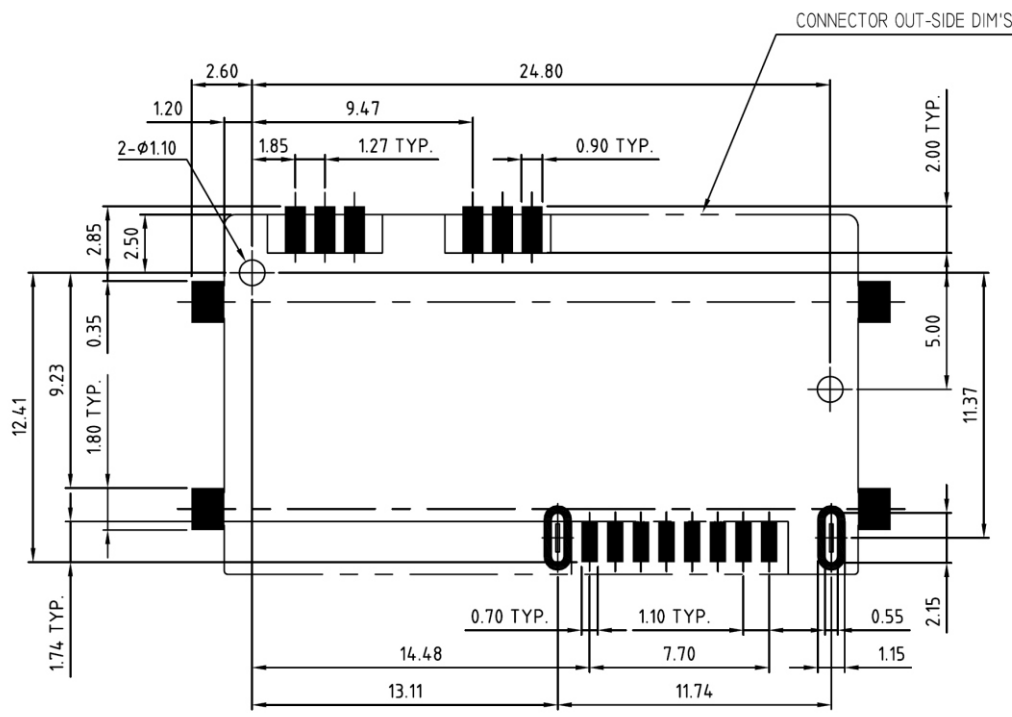
INSULATOR: HIGH TEMPERATURE THERMOPLASTIC, UL94 V-0, BLACK
 SIM CONTACTS: COPPER ALLOY, 5u" GLD ON MATING AREA, GOLD FLASH ON TAILS, ALL OVER 50u" NICKEL UNDER-PLATED
 MicroSD CONTACT: COPPER ALLOY, GOLD FLASH ON MATING AREA, GOLD FLASH TAILS, ALL OVER 50u" NICKEL UNDER-PLATED
 Micro SD SHELL: STAINLESS STEEL
 SIM SHELL: STAINLESS STEEL, GOLD FLASH ON 4 SOLDER PADS.
 DURABILITY: 5,000 MATING/UNMATING CYCLES MINIMUM

ELECTRICAL

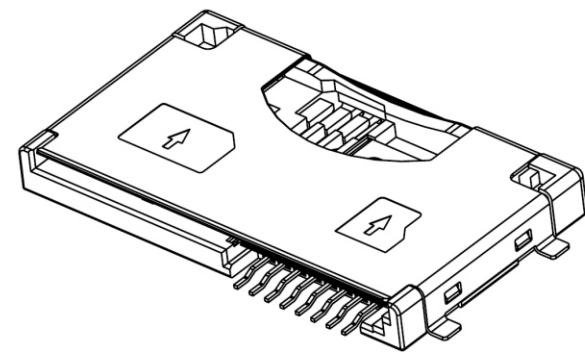
CURRENT RATING: 0.5 A MAX.
 D.CONTACT RESISTANCE: 100 MILLIOHMS MAXIMUM.
 INSULATION RESISTANCE: 1000M OHM MINIMUM
 DIELECTRIC WITHSTAND ING VOLTAGE: 500V AC/RMS FOR ONE MINUTE.

ENVIRONMENTAL

OPERATING TEMPERATURE: -25°C TO +85°C



RECOMMENDED PCB LAYOUT, ±0.05



PART NO. **SCTF-W24P-0608**

DWG NO. **SCTF-W24P-0608**

FILE NO.

UNIT / mm

SCALE 1:1

CHECKED BY CY

DRAWING BY

PROJECTION

TOLERANCES ARE

.X ± 0.2
 .XX ±
 .XXX ±
 AWG

DESCRIP TION:			
AREA	REVISIONS	HK	DATE

煜倫股份有限公司