

MECHANICAL
 INSULATOR: HIGH TEMPERATURE THERMOPLASTIC, UL94 V-0 RATED.
 COLOR OF INSULATOR: BLACK
 CONTACT: COPPER ALLOY
 CONTACT FINISH: GOLD ON MATING AREA; FLASH GOLD ON SOLDER TAILS;
 ALL OVER 50u" NICKEL UNDER-PLATED.

SHELL: STAINLESS STEEL
 GROUND PAD: COPPER ALLOY
 GROUND PAD: GOLD OVER NICKEL UNDER-PLATED
 DURABILITY: 6,000 CYCLES MINIMUM

ELECTRICAL
 CONTACT RESISTANCE: 100 MILLIOHMS MAXIMUM
 INSULATION RESISTANCE: 1000M OHM MINIMUM AT 500 VDC.
 DIELECTRIC WITHSTANDING VOLTAGE: 500 VAC/RMS FOR ONE MINUTE
 CURRENT RATING: 0.5A MAXIMUM

ENVIRONMENT
 OPERATING TEMPERATURE: -25°C TO +85°C
 MOISTURE SENSITIVITY LEVEL: 5 (48 HOURS FLOOR LIFE).

SCTF-W18E-0608-LF
 LEADFREE
RoHS Compliant

8	ROD, P-P	NATURAL	I
7	SPRING, P-P	NATURAL	I
6	LOCKER, P-P	NATURAL	I
5	BODY, P-P	PA9T	I
4	MICRO-SD COVER	SUS 30I	I
3	SIM COVER	SUS 30I	I
2	TERMINAL	5U" GOLD	I
1	HOUSING	PA9T	I
ITEM	PART NAME	FINISH	Q'TY

MORETHANALL
 CONNECTORS
 ASSEMBLIES

PART NO. **SCTF-W18E-0608**

DWG NO. **SCTF-W18E-0608**

CHECKED BY CY

TOLERANCES ARE

FILE NO.

DRAWING BY

.X ± 0.2

DESCRIP TION:

UNIT / mm

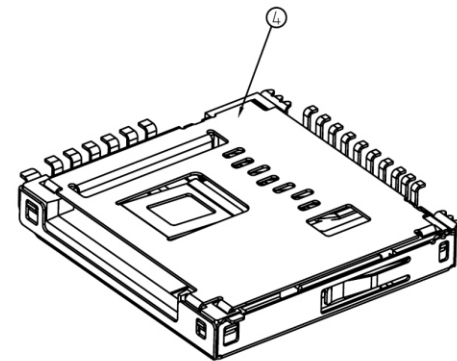
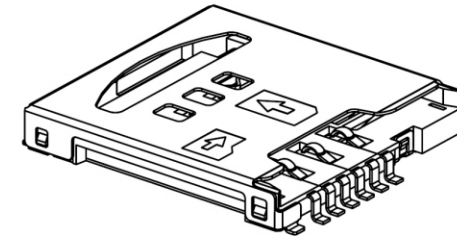
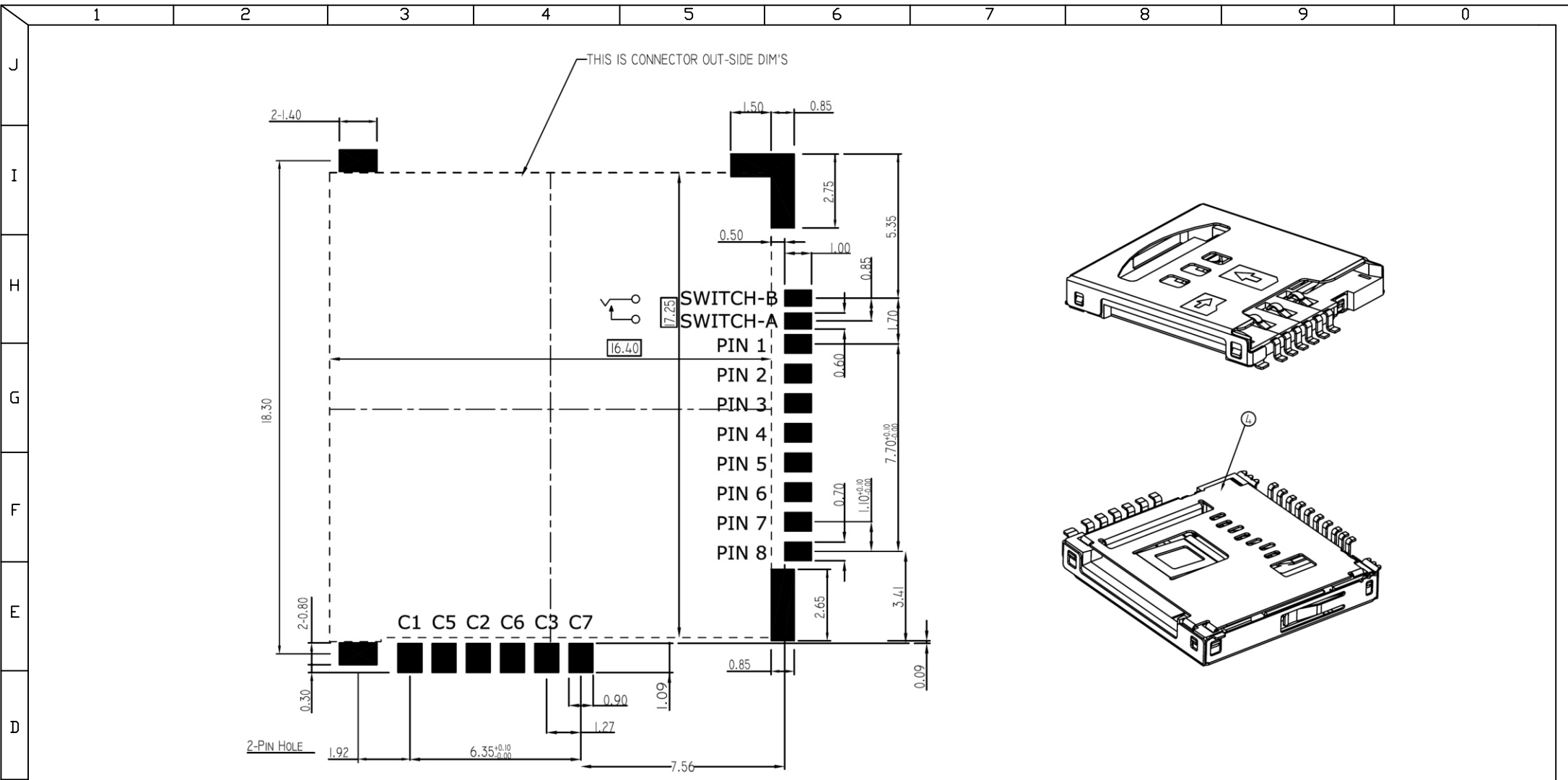
SCALE 1:1

PROJECTION

.XX ±
.XXX ±
AWG

AREA	REVISIONS	HK	DATE

煜倫股份有限公司



SHOWS IS FULLLY SMT TYPE;
2 DIP LEGS VERSION IS AVAILABLE BUT NOT SHOWN.

MORETHANALL
CONNECTORS
ASSEMBLIES

PART NO. **SCTF-W18E-0608**

DWG NO. **SCTF-W18E-0608**

FILE NO.

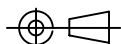
UNIT / mm

SCALE 1:1

CHECKED BY CY

DRAWING BY

PROJECTION



TOLERANCES ARE

.X ± 0.2

.XX ±

.XXX ±

AWG

DESCRIPTION:

AREA

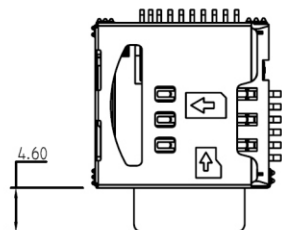
REVISIONS

HK

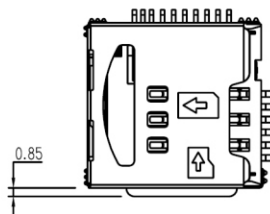
DATE

焯倫股份有限公司

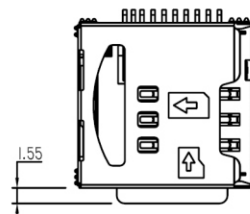
Micro-SD CARD INSERTION DETAIL



STEP 1: Micro-SD CARD EJECT POSITION

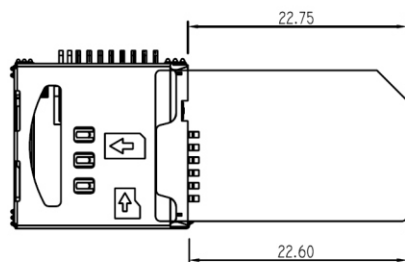


STEP 2: Micro-SD CARD PUSHED POSITION

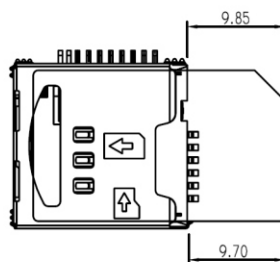


STEP 3: Micro-SD CARD LOCKED POSITION

SIM-CARD INSERTION DETAIL



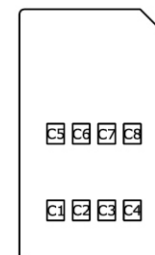
STEP 1: SIM CARD EJECT POSITION



STEP 2: SIM CARD INSERT POSITION



Micro-SD CARD



SIM CARD

Micro-SD CARD				SIM CARD	
PIN NO.	NAME	TYPE	DESCRIPTION	PIN NO.	NAME
1	DAT2	I/O/PP	DATA LINE (Bit2)	C1	VCC
2	CD/DAT3	I/O/PP	CARD DETECT DATA LINE (Bit3)	C2	RST
3	CMD	PP	COMMAND RESPONSE	C3	CLK
4	VDD	S	SUPPLY VOLTAGE	C4	RESERVED
5	CLK	I	CLOCK	C5	GND
6	VSS	S	SUPPLY VOLTAGE GROUND	C6	VPP
7	DAT0	I/O/PP	DATA LINE (Bit0)	C7	I/O
8	DAT1	I/O/PP	DATA LINE (Bit1)	C8	RESERVED

MORETHANALL
CONNECTORS
ASSEMBLIES

PART NO. **SCTF-W18E-0608**

DWG NO. **SCTF-W18E-0608**

CHECKED BY CY

TOLERANCES ARE

.X ± 0.2
.XX ±
.XXX ±
AWG

DESCRIPTION:

煜倫股份有限公司

FILE NO.

DRAWING BY

UNIT / mm

SCALE 1:1

PROJECTION



AREA

REVISIONS

HK

DATE