

SCTF-W12P-0808-LF
LEADFREE

RoHS Compliant

MORETHANALL
CONNECTORS
ASSEMBLIES

PART NO. **SCTF-W12P-0808**

DWG NO. **SCTF-W12P-0808** CHECKED BY CY

FILE NO. DRAWING BY

UNIT / mm SCALE 1:1 PROJECTION

TOLERANCES ARE

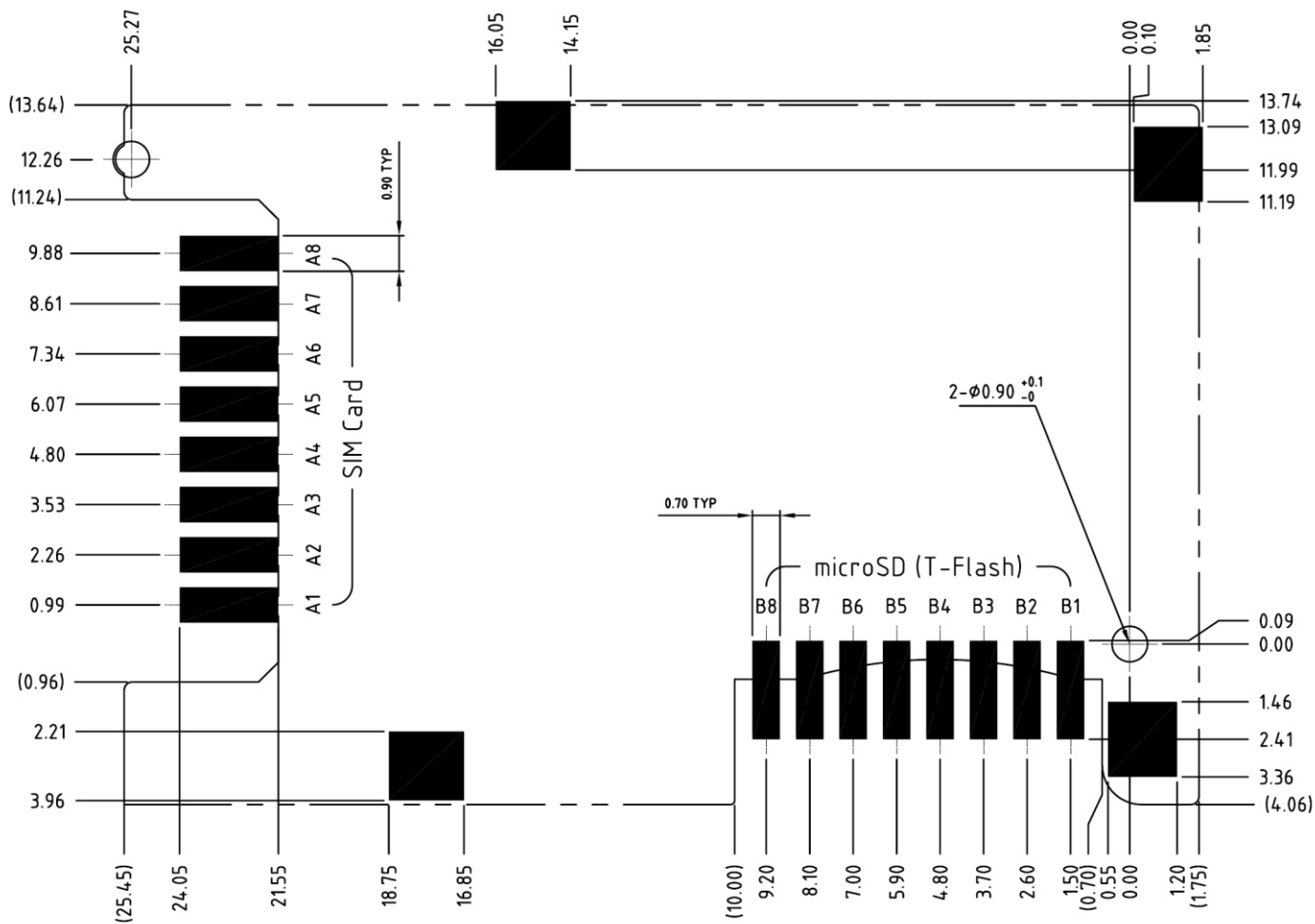
.X ± 0.2
.XX ±
.XXX ±
AWG

DESCRIP TION:				
AREA	REVISIONS	HK	DATE	

煜倫股份有限公司

1 2 3 4 5 6 7 8 9 0

J
I
H
G
F
E
D
C
B
A



PIN ASSIGNMENT		
SIM CARD		
A1	VCC	PWR Voltage
A2	GND	PWR Signal and GND
A3	RST	Reset Signal
A4	VPP	Programming Voltage
A5	CLK	Clocking Signal
A6	I/O	Serial Date Input/Output
A7	Reserved	
A8	Reserved	
MicroSD (T-Flash)		
B1	DAT2	Date Line [Bit2]
B2	CD/DAT3	Card Detect/Data Line [Bit3]
B3	CMD	Command Response
B4	VDD	Supply Voltage
B5	CLK	Clock
B6	VSS	Supply Voltage Ground
B7	DAT0	Date Line [Bit0]
B8	DAT1	Date Line [Bit1]

RECOMMENDED PCB LAYOUT, Tol= ±0.05



PART NO. **SCTF-W12P-0808**

DWG NO. **SCTF-W12P-0808**

CHECKED BY CY

TOLERANCES ARE

DESCRIP TION:

FILE NO.

DRAWING BY

.X ± 0.2
.XX ±
.XXX ±
AWG

AREA REVISIONS HK DATE

煜倫股份有限公司

UNIT / mm

SCALE 1:1


PROJECTION

AREA REVISIONS HK DATE

APPLICATION INSTRUCTION

Note: it must be insert microSD card first, remove last if applied.


A. Insert the microSD Card




1. Rise the shell lightly



2. Shell opened



3. insert the microSD card




4. Another view




5. Slide into the guide rail




6. Up to the shell bottom



7. Turn the shell back



8. Snop-on



9. OK

ITEM	DESCRIPTION	QT'Y
1	HOUSING, BLACK	1 PC
2	CONTACT, G/F ON TAIL, 5u" GOLD ON CONTACT AREA	8 PCS
3	METAL SHELL, Mylar Label	1 PC
4	CONTACT, G/F ON TAIL, 5u" GOLD ON CONTACT AREA	8 PCS
5	METAL SHELL, WITH LIP	1 PC
6	SOLDER PAD, GOLD FLASH	4 PCS
7	MicroSD Label, Color Black	1 PCS

MECHANICAL

INSULATOR: HIGH TEMPERATURE THERMOPLASTIC, UL94 V-0 RATED.

COLOR OF INSULATOR: BLACK

CONTACT: COPPER ALLOY

CONTACT FINISH: GOLD ON MATING AREA; FLASH GOLD ON SOLDER TAILS; ALL OVER 50u" NICKEL UNDER-PLATED.

SHELL: STAINLESS STEEL

GROUND PAD: COPPER ALLOY

GROUND PAD: GOLD OVER NICKEL UNDER-PLATED

DURABILITY: 4,000 CYCLES MINIMUM

ELECTRICAL

CONTACT RESISTANCE: 100 MILLIOHMS MAXIMUM

INSULATION RESISTANCE: 1000M OHM MINIMUM AT 500 VDC.

DIELECTRIC WITHSTANDING VOLTAGE: 500 VAC/RMS FOR ONE MINUTE

CURRENT RATING: 0.5A MAXIMUM

ENVIRONMENT

OPERATING TEMPERATURE: -25°C TO +85°C

MOISTURE SENSITIVITY LEVEL: 5 (48 HOURS FLOOR LIFE).

MORETHANALL
CONNECTORS
ASSEMBLIES

PART NO. **SCTF-W12P-0808**

DWG NO. **SCTF-W12P-0808**

FILE NO.

UNIT / mm

SCALE 1:1

CHECKED BY CY

DRAWING BY

PROJECTION

TOLERANCES ARE

.X ± 0.2

.XX ±

.XXX ±

AWG

DESCRIPTION:

AREA

REVISIONS

HK

DATE

煜倫股份有限公司