

Signal Segment	
Name	Type
S1	GND
S2	A+
S3	A-
S4	GND
S5	B-
S6	B+
S7	GND

Power Segment			
Name	Type	Name	Type
P1	V3.3	P9	V5
P2	V3.3	P10	GND
P3	V3.3	P11	DAS/DSS
P4	GND	P12	GND
P5	GND	P13	V12
P6	GND	P14	V12
P7	V5	P15	V12
P8	V5		

Notes:

***Material**

Housing: LCP, UL 94V-0 rated.
 Contact: Phosphor Bronze
 Plating: Au Plating on contact area
 Sn(100u"Min) plating on solder Tail.
 Ni(50u"Min) contact underplating overall.

***Mechanical**

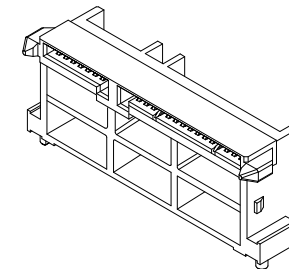
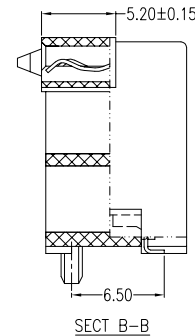
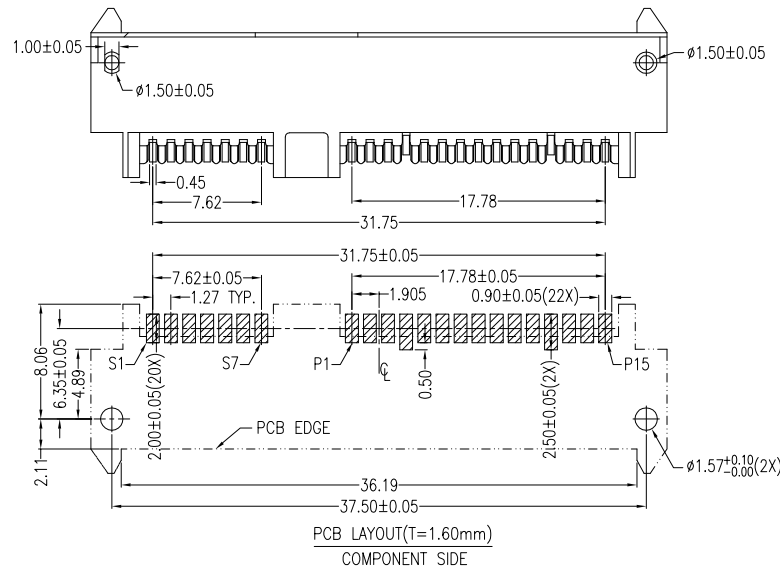
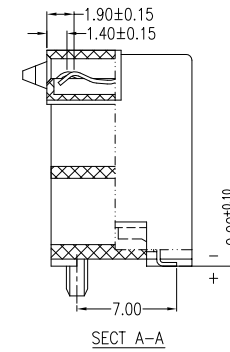
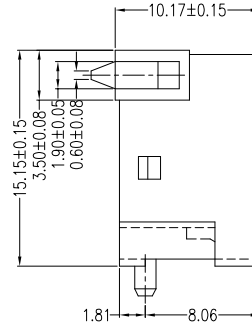
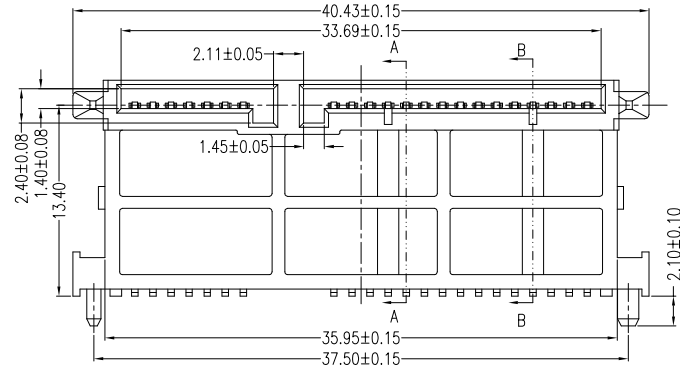
Insertion Force: 20N max.
 Withdrawal Force: 4N min.
 Durability: 500 cycles

***Electrical Specification**

Current Rating: 1.5 Ampere per contact
 Contact Resistance: 30 mΩ max.
 Insulation Resistance: 1000 MΩ min.
 Dielectric Withstanding Voltage: 500 VAC

***Environmental**

Operating Temperature: -55°C to +85°C



RoHS Compliant

TOLERANCES ARE

MORETHANALL
 PCB CONNECTORS
 Cable ASSEMBLIES

DRAWING BY CY

X, ±

CHECKED BY GENIUS

.X ± 0.35

UNIT / mm

SCALE 1 : 1

.XX ± 0.25


DATE

.XXX ± 0.15

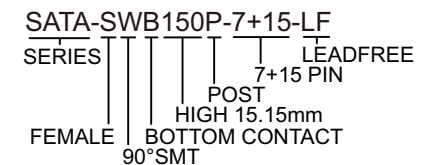
ANG ± 3°

SIZE A4

PPOJECTION



ORDER INFORMATION



DESCRIPTION: SATA 7+15P Female Reverse SMT Type(15.15)

煜倫股份有限公司

www.morethanall.com