

Signal Segment	
Name	Type
S1	GND
S2	A+
S3	A-
S4	GND
S5	B-
S6	B+
S7	GND

Power Segment			
Name	Type	Name	Type
P1	V33	P9	V5
P2	V33	P10	GND
P3	V33	P11	DAS/DSS
P4	GND	P12	GND
P5	GND	P13	V12
P6	GND	P14	V12
P7	V5	P15	V12
P8	V5		

Notes:

***Material**

Housing: LCP, UL 94V-0 rated;
 Color: Black.
 Contact: Phosphor Bronze
 Plating: Gold Plating over Nickel on contact area;
 Tin plating on Solder Tail.

***Mechanical**

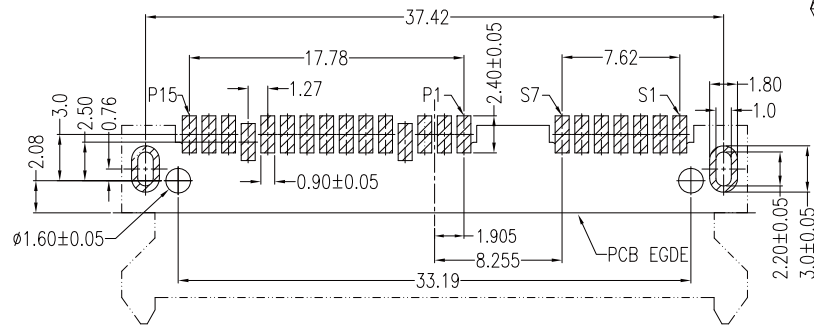
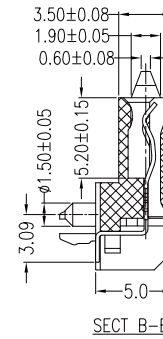
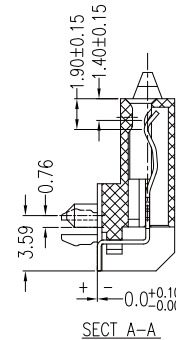
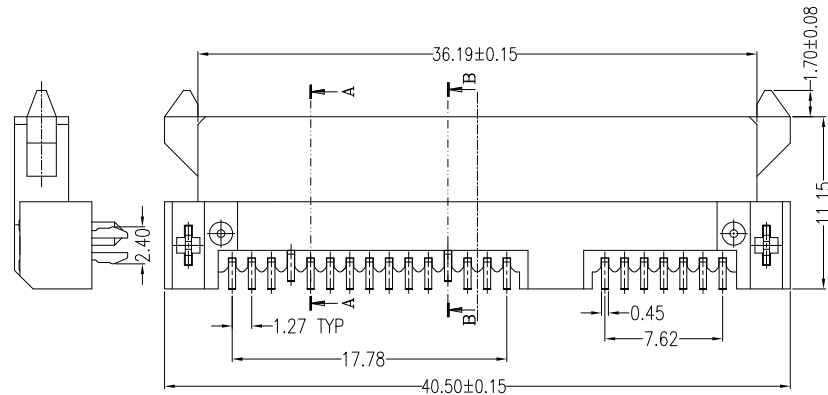
Insertion Force: 45N max.
 Withdrawal Force: 10N min.
 Durability: 500 cycles

***Electrical Specification**

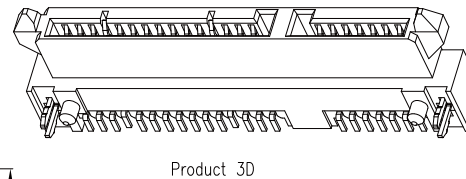
Operation Voltage: 100 VAC max.
 Current Rating: 1.5 Ampere per contact
 Contact Resistance: 30 Milliohms max.
 Insulation Resistance: 1000 Megohms min.
 Dielectric Withstanding Voltage: 500 VAC

***Environmental**

Operating Temperature: -55°C to +125°C



P.C.B LAYOUT (T=1.0/1.2/1.6)
 TOP VIEW



Product 3D

RoHS Compliant

TOLERANCES ARE



煜倫股份有限公司

www.morethanall.com

DRAWING BY CY

CHECKED BY GENIUS

UNIT / mm SCALE 1 : 1

DATE

SIZE A4

X, ±

.X ±

.XX ±

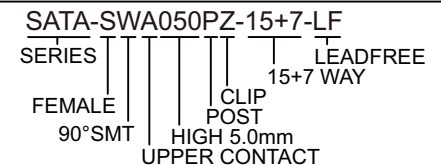
.XXX ±

ANG ±

PJECTION

照片框

ORDER INFORMATION



DESCRIPTION: Serial ATA 7+15P SMT Female (Tall5.0mm)