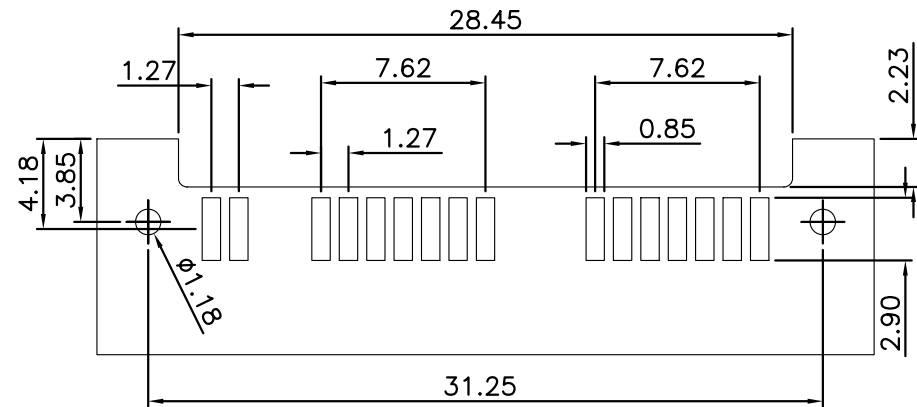
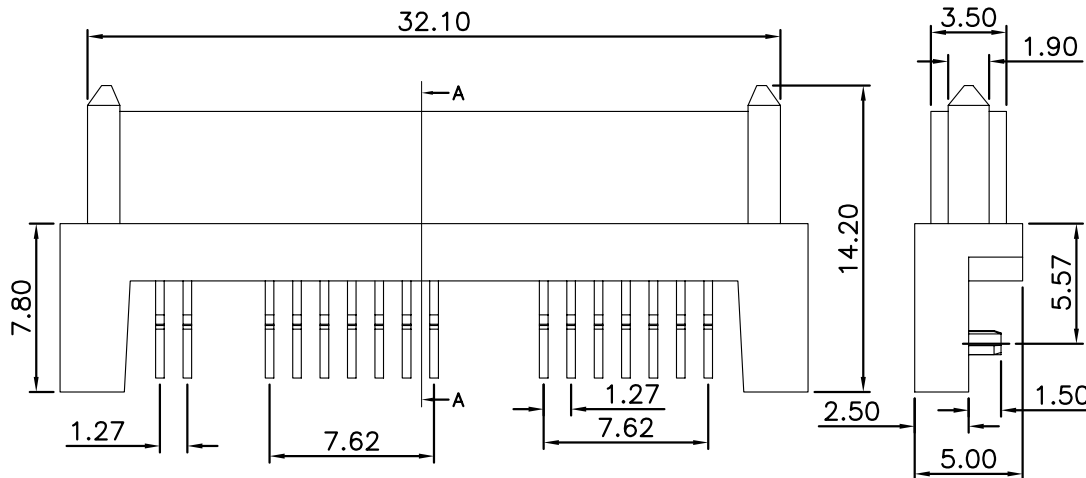


SECTION A-A



RECOMMENDED PCB LAYOUT

PCB THICKNESS=1.60mm



NOTE:

1.MATERIAL :

BASE : HIGH TEMPERATURE THERMOPLASTIC UL94V-0,
 TERMINAL:COPPER ALLOY,THICKNESS = 0.30 mm
 FORKLOCK:BRASS THICKNESS = 0.30 mm

2,PLATING:

CONTACT:GOLD OVER 50u" MIN NICKEL UNDERPLATE
 SOLDER TAIL:150u"MIN MISTY TIN 50u" MIN NICKEL
 UNDERPLATE
 GOLD SPECIFICATION:SEE TABLE

3.ELECTRONICAL SPECIFICATION:

CURRENT RATING: 1.5 AMPERE PER CONTACT
 CONTACT RESISTANCE: 30 MILLIOHMS MAX.
 INSULATION RESISTANCE: 1000 MEGOHMS MIN.
 DIELECTRIC WITHSTANDING VOLTAGE: 500 VAC.
 OPERATING TEMPERATURE: -40°C~+85°C

RoHS Compliant

TOLERANCES ARE

MORETHANALL
 PCB CONNECTORS
 Cable ASSEMBLIES

煜倫股份有限公司

www.morethanall.com

DRAWING BY CY

CHECKED BY GENIUS

UNIT / mm


SCALE 1 : 1

DATE

SIZE A4

PJECTION

X, ±
 .X ±
 .XX ±
 .XXX ±
 ANG ±



ORDER INFORMATION

SATA-SEB-7+7+2-LF

SERIES LEADFREE
 7+7+2 WAY
 BRACKET
 EDGE CLIP
 FEMALE

DESCRIPTION: USATA 16PIN母頭SMT