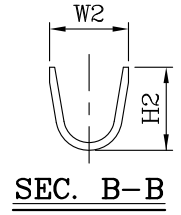
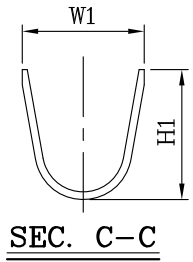
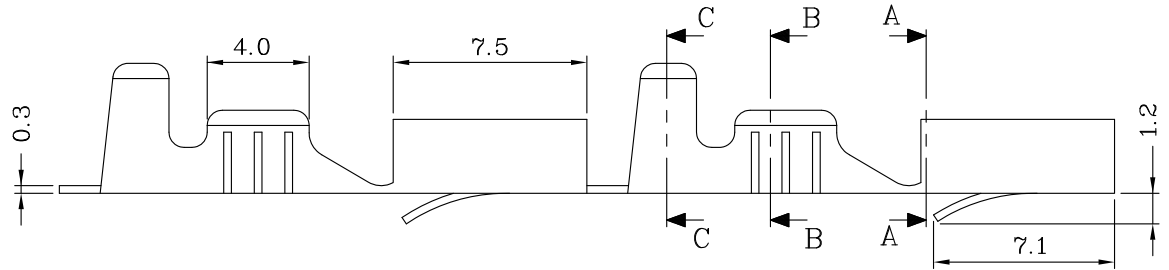
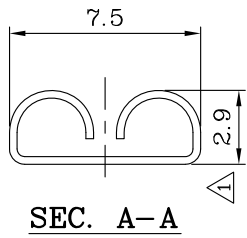
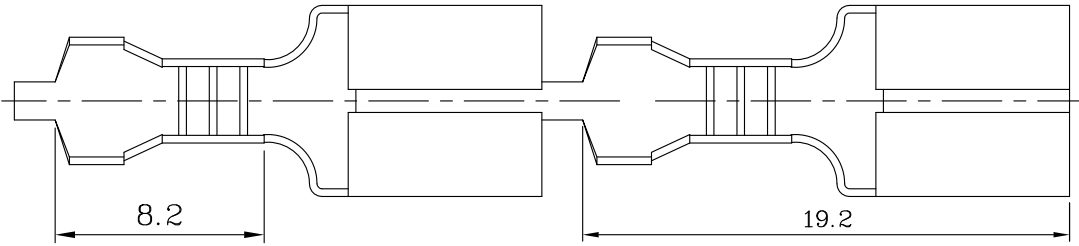


1 2 3 4 5 6 7 8 9 0

J
I
H
G
F
E
D
C
B
A

NOTE:
1. 表面處理:
鍍錫 40u"以上
1.SURFACE TREATMENT:
TIN PLATING
THICKNESS MORE THAN 40u"



Q250-Fx8L-xx-LF
 18:22-18AWG LEADFREE
 14:18-14AWG
 12:14-12AWG
 B:BRASS/FINISH
 T:TIN/PLATE

| | | | | | | | |
|--------------|------------|--------|--------|--------|--------|--------------|-------------------|
| 6000 | 22~18 | 2.7 | 2.8 | 4.3 | 4.2 | Q250-FT8L-18 | 鍍錫 TIN PLATING |
| | 低腳 | | | | | Q250-FB8L-18 | 素材 NONE |
| 5000 | 18~14 | 3.4 | 3.2 | 5.1 | 5.0 | Q250-FT8L-14 | 鍍錫 TIN PLATING |
| | 高腳 | | | | | Q250-FB8L-14 | 素材 NONE |
| 4000 | 14~12 | 4.2 | 4.2 | 6.2 | 6.5 | Q250-FT8L-12 | 鍍錫 TIN PLATING |
| | 超高 | | | | | Q250-FB8L-12 | 素材 NONE |
| PACKING Q'TY | WIRE RANGE | DIM H2 | DIM W2 | DIM H1 | DIM W1 | PART NO. | FINISH |

MORETHANALL
CONNECTORS
ASSEMBLIES

煜倫股份有限公司

| | | | | | | | |
|-----------------------|-----------|---------------|--|---------------|-----------|----|------|
| PART NO. Q250-Fx8L-xx | | CHECKED BY CY | TOLERANCES ARE .X ± 0.2 .XX ± .XXX ± AWG | DESCRIP TION: | | | |
| DWG NO. Q250-Fx8L-xx | | | | | | | |
| FILE NO. | | DRAWING BY | PROJECTION | AREA | REVISIONS | HK | DATE |
| UNIT / mm | SCALE 1:1 | | | | | | |