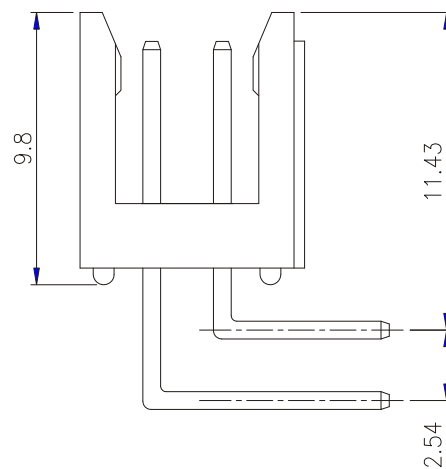
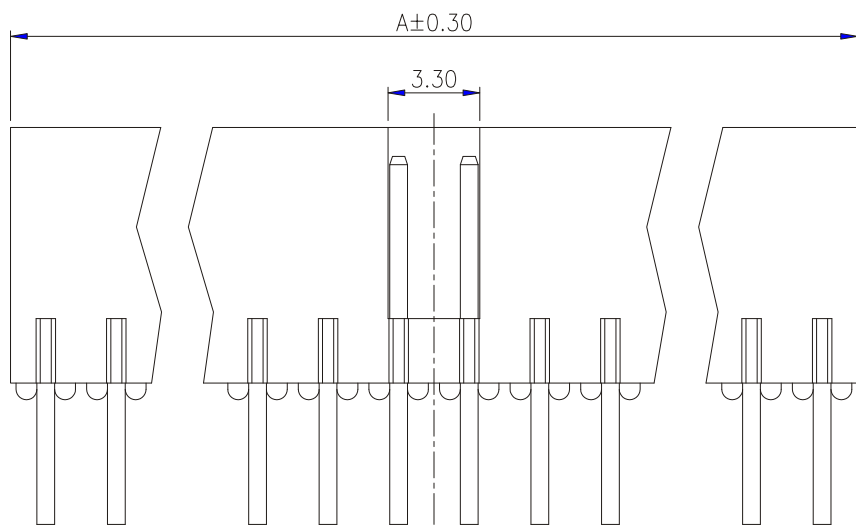


PCB Layout
(Top View)

PVK-R-2Xxx-LF
LEADFREE
2X03:06WAY
2X04:08WAY

RoHS Compliant



Order Information	Dimensions		
	Pos.	A	B
PVK-R-2X03	06	7.62	5.08
PVK-R-2X04	08	10.16	7.62
PVK-R-2X05	10	12.70	10.16
PVK-R-2X06	12	15.24	12.70
PVK-R-2X07	14	17.78	15.24
PVK-R-2X08	16	20.32	17.78
PVK-R-2X09	18	22.86	20.32
PVK-R-2X10	20	25.40	22.86
PVK-R-2X11	22	27.94	25.40
PVK-R-2X12	24	30.48	27.94
PVK-R-2X13	26	33.02	30.48
PVK-R-2X14	28	35.56	33.02
PVK-R-2X15	30	38.10	35.56

MORETHANALL
CONNECTORS
ASSEMBLIES

煜倫股份有限公司

PART NO. PVK-R-2Xxx

DWG NO. PVK-R-2Xxx

FILE NO.

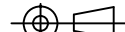
UNIT / mm

SCALE 1:1

CHECKED BY CY

DRAWING BY

PROJECTION



TOLERANCES ARE

.X ± 0.2
.XX ± 0.1
.XXX ±
AWG

DESCRIPTION:

2.54mm Box Header PCB
Mount Right Angle Dual Rows

AREA

REVISIONS

HK

DATE