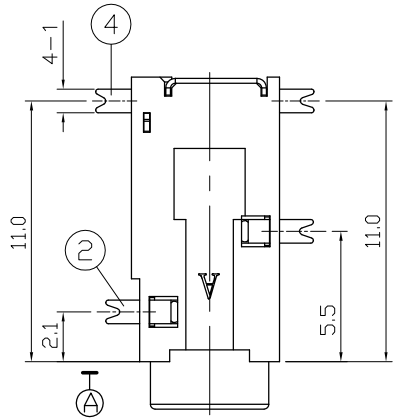

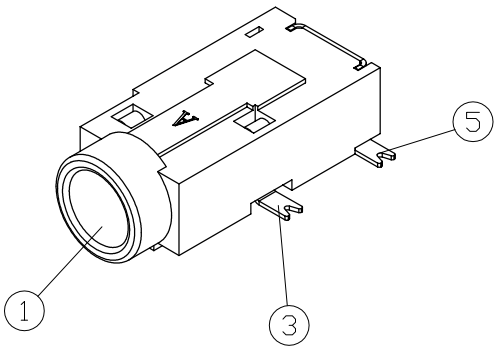

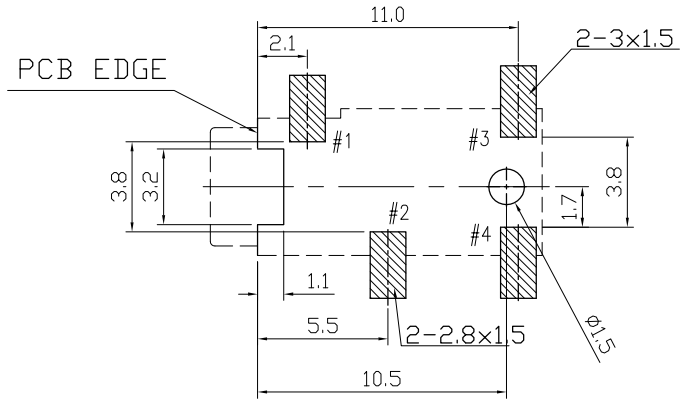

Recommend of PC Board Holes

Tolerance : ±0.05(Top view)

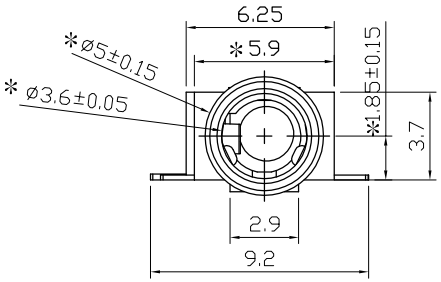

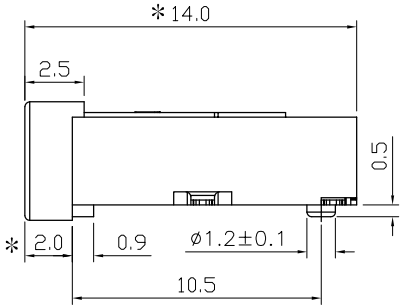

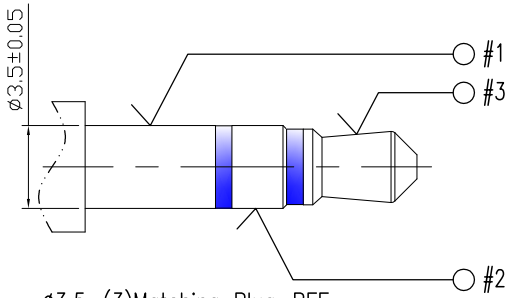

ø3.5-(3)Matching Plug-REF

Notes:

1. Electrical Characteristics:
   - 1-1.Rating ：DC 30V 0.5 A；
   - 1-2.Contact Resistance: 50mΩ Max.(Initial), 100mΩ Max.(Final) After test:≤50mΩ ；
   - 1-3.Dielectric Withstanding Voltage: 500V AC for One Minute；
   - 1-4. Insulation Resistance: 100MΩ Min. Measured By 500 VDC;

2. Mechanical Characteristics:
   - 2-1. Plug Insertion Force 0.3~3.0Kgf (initial), 0.3~3.0Kgf (Final) life test;
   - 2-2. Plug Extraction Force: 0.3~3.0Kgf (initial), 0.3~3.0Kgf (Final) life test;

3. Durability Test: 5,000 Cycles min;
4. Operating temperature:-25˚C ~ +70˚C;
5. Soldering Heat Resistance Reflow Soldering 260˚C;
6. Plug Interface Dimensions Conform To EIAJ RC-5325A Spec;

SCHEMATIC

PJ-WF010-04C

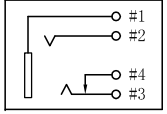

LTR	PART NAME	QTY	MATERIAL	REMARK
5	SHUNT TERMINAL	1	COPPER ALLOY t=0.20	MB:Ni Ag PLATED
4	TIP SPRING	1	COPPER ALLOY t=0.25	MB:Ni Ag PLATED
3	RING SPRING	1	COPPER ALLOY t=0.20	MB:Ni Ag PLATED
2	GROUND SPRING	1	COPPER ALLOY t=0.20	MB:Ni Ag PLATED
1	HOUSING	1	PA9T	UL94V-0 BLACK

RoHS Compliant

MORETHANALL PCB CONNECTORS Cable ASSEMBLIES

煜倫股份有限公司

www.morethanall.com

DRAWING BY CY	
CHECKED BY GENIUS	
UNIT / mm	SCALE 1 : 1
DATE	
SIZE A4	PPOJECTION

TOLERANCES ARE

X. ±
.X ± 0.30
.XX ± 0.25
.XXX ± 0.20
ANG ±

照片框

ORDER INFORMATION

PJ-WF010-04C-LF

SERIES — 90°SMT — OFFSET 1.0mm — 4P3C — LEADFREE

DESCRIPTION: MINIATURE JACK