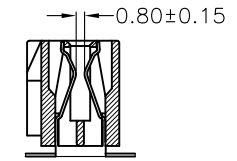
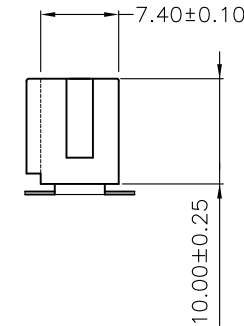


PCB LAYOUT

PIN數	A	B	C
36	7.65	6.00	25.00
64	21.65	20.00	39.00
98	38.65	37.00	56.00
164	71.65	70.00	89.00



SECTION: A-A

Note:

- 1:Electvical Performance
 - 1.1.Dielectric Withstanding Voltabge: 500V/AC For 1.0 Minute.
 - 1.2.Contadt Resistance:30mΩ Max
 - 1.3.Insulation Resistance:1000MΩ Min
- 2.Mechanical Performance.
 - 2.1.CONTACT INSERTION FORCE: 0.115Kg Max Per.Contact Pair.
 - 2.2.CONTACT WITHDRAWAL FORCE: 0.015Kg Min Per.Contact Pair.
 - 2.3.Terminal Retention Force (in housing): 0.5Kg Minper Terminal.
- 3.Material & Finish:
 - 3.1.Insulator:Hi-Temp PPS UL 94V-0,260'/10Sec, Black
 - 3.2.Contact Plating: Tin Plating At Solder Tail Area;
Gold Plating At Mating Area, All Over Nickel Plating.
- 4.Environmental:Operating Temperature: -55°C~+85°C

RoHS Compliant

TOLERANCES ARE

MORETHANALL
PCB CONNECTORS
Cable ASSEMBLIES

煜倫股份有限公司

www.morethanall.com

DRAWING BY CY

CHECKED BY GENIUS

UNIT / mm


SCALE 1 : 1

DATE

SIZE A4

PJECTION

X, ±
.X ±
.XX ±
.XXX ±
ANG ±



ORDER INFORMATION

PCIX-VX-xxx-LF
SERIES | LEADFREE
036~164WAY
NON POST
180°SMT

DESCRIPTION: PCI PH:1.0 R/A 成品