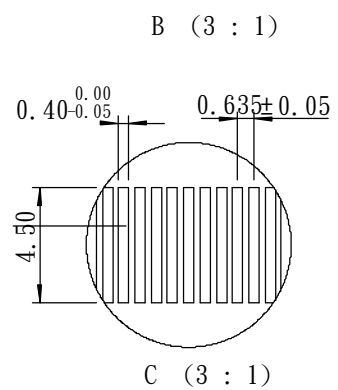
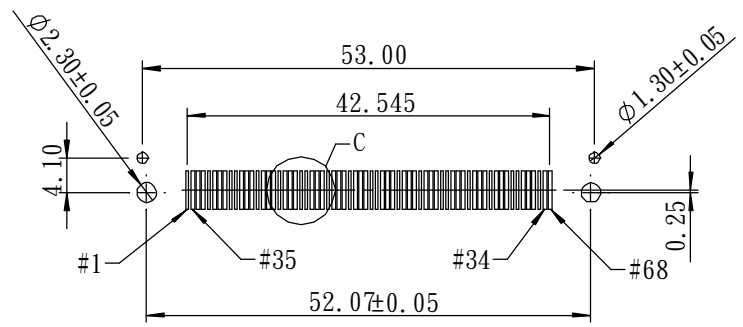
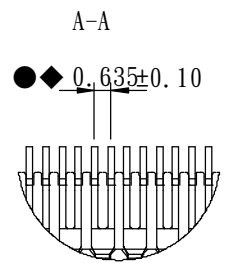
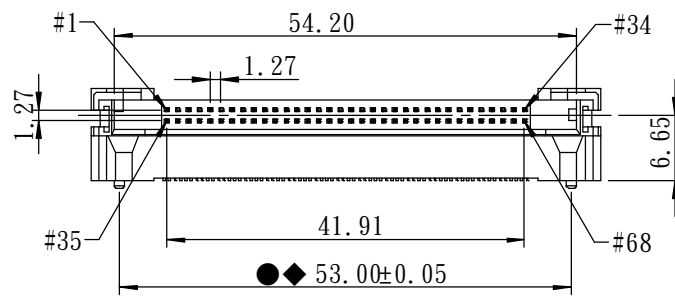


NOTE:
 1. SOLDERTAIL TO BE WITHIN 0.05 UPWARD AND 0.2 DOWNWARD FROM Z-DATUM PLACE, AND COPLANALITY OF SOLDERTAILS TO BE WITHIN 0.12. MEASUREMENT POINT IS SOLDERTAILS TIP.
 2. INSPECTION SYMBOL:
 ● : MANUFACTURER INSPECTION
 ◆ : Q. C INSPECTION
 3. PLEASE REFER TO TABLE 1 FOR TERMINAL LENGTH. TABLE 1

PIN TYPE	DIM. L ±0.20	PIN NUMBER
DETECT	3.50 mm	36 , 67
GENERAL	4.25 mm	THE REST
POWER	5.00 mm	1, 17, 34, 35, 51, 68



PART NO.	DIM. A ±0.20
PCC-PW40V3-68	4.20

PCB LAYOUT : COMPONENT SIDE

PCC-PW40V3-68-LF
 LEADFREE
 RoHS Compliant

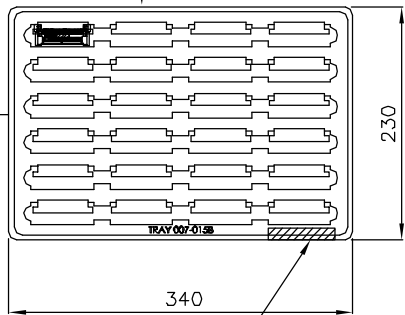
	PART NO. PCC-PW40V3-68		TOLERANCES ARE .X ± 0.2 .XX ± .XXX ± AWG	DESCRIP TION:			
	DWG NO. PCC-PW40V3-68						
焯倫股份有限公司	FILE NO.		DRAWING BY	AREA	REVISIONS	HK	DATE
	UNIT / mm	SCALE 1:1	PROJECTION				

1 2 3 4 5 6 7 8 9 0

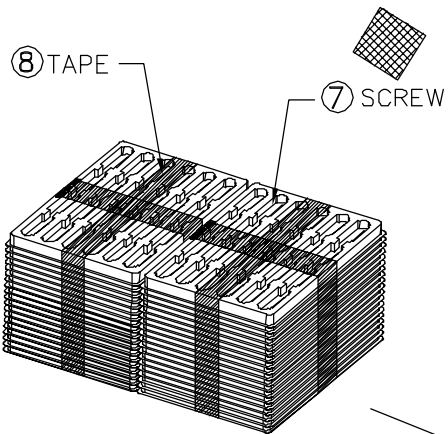
J
I
H
G
F
E
D
C
B
A



- ① TRAY
- ② COVER



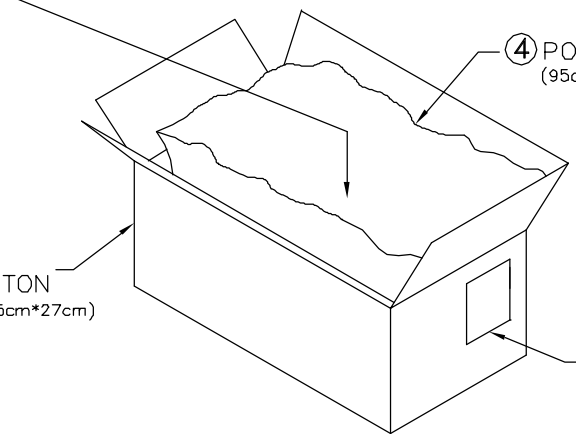
⑥ LABEL
(4cm*1.6cm, GREEN)



⑧ TAPE

⑦ SCREW

2X(1COVER+15TRAY)



④ POLY BAG
(95cm*85cm*0.05mm)

③ CARTON
(48.5cm*35.5cm*27cm)

⑤ LABEL
(10cm*10cm, GREEN)

	MATERIAL	P/N	REMARKS
1	TRAY	TRAY 007-015B	30 TRAY X 24 PCS
2	COVER	TRAY 007-015B	2X(1COVER+15TRAY)
3	CARTON	CTN-C100D	CARTON/30 TRAYS/720PCS
4	POLY BAG	P-0001	1 POLY BAG/CARTON
5	LABEL(for RoHS)	CTP-00002	1 LABEL/CARTON
6	LABEL(for RoHS)	CTB-00002	1 LABEL/TRAY
7	SCREW	000-FA21100C	PACKAGE/2X720PCS/1440PCS
8	TAPE		

MORETHANALL
CONNECTORS
ASSEMBLIES

PART NO. PCC-PW40V3-68

DWG NO. PCC-PW40V3-68

FILE NO.

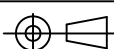
UNIT / mm

SCALE 1:1

CHECKED BY CY

DRAWING BY

PROJECTION



TOLERANCES ARE

.X ± 0.2

.XX ±

.XXX ±

AWG

DESCRIPTION:

PACKING INFORMATION

AREA

REVISIONS

HK

DATE

焯倫股份有限公司