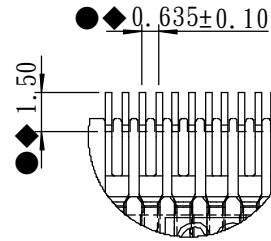
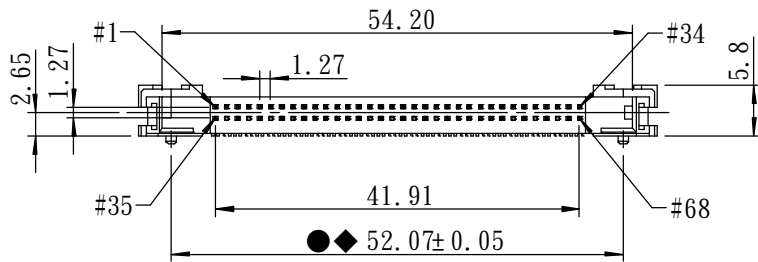
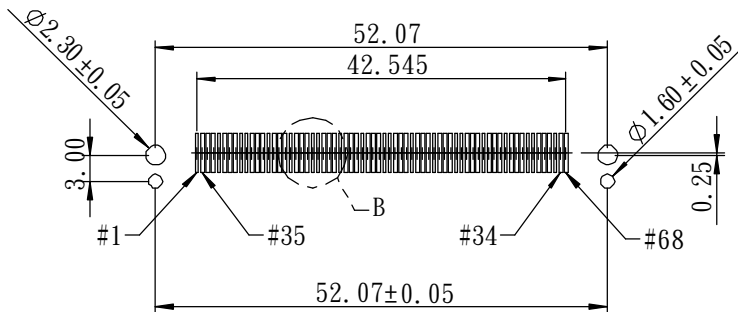


NOTE:

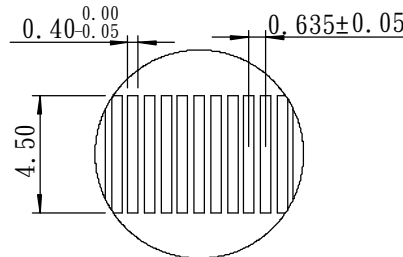
- SOLDERTAIL TO BE WITHIN 0.05 UPWARD AND 0.2 DOWNWARD FROM Z-DATUM PLACE, AND COPLANALITY OF SOLDERTAILS TO BE WITHIN 0.12. MEASUREMENT POINT IS SOLDERTAILS TIP.
- INSPECTION SYMBOL:  
 ● : MANUFACTURER INSPECTION  
 ◆ : Q.C INSPECTION
- PLEASE REFER TO TABLE 1 FOR TERMINAL LENGTH. TABLE 1



C (3 : 1)



PCB LAYOUT : COMPONENT SIDE



B (3 : 1)

PIN TYPE	DIM. L ±0.20	PIN NUMBER
DETECT	3.50 mm	36 , 67
GENERAL	4.25 mm	THE REST
POWER	5.00 mm	1, 17, 34, 35, 51, 68

PCC-PW00V5-68-LF  
LEADFREE  
RoHS Compliant

**MORETHANALL**  
CONNECTORS  
ASSEMBLIES

PART NO. PCC-PW00V5-68

DWG NO. PCC-PW00V5-68

FILE NO.

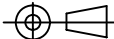
UNIT / mm

SCALE 1:1

CHECKED BY CY

DRAWING BY

PROJECTION



TOLERANCES ARE

.X ±0.2  
.XX ±  
.XXX ±  
AWG

DESCRIPTION:

AREA

REVISIONS

HK

DATE

焯倫股份有限公司