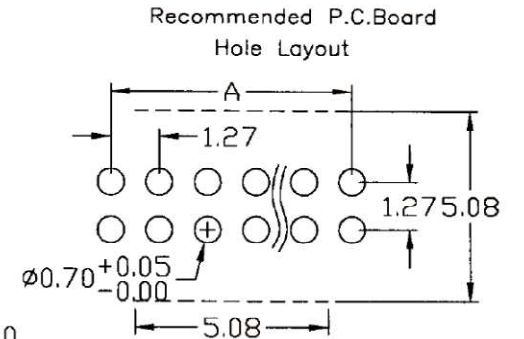
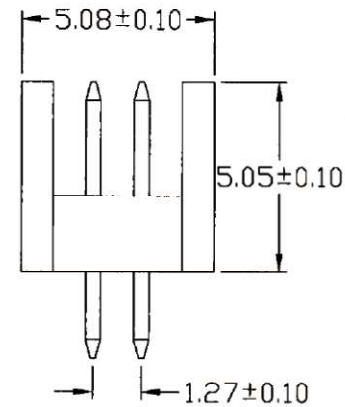
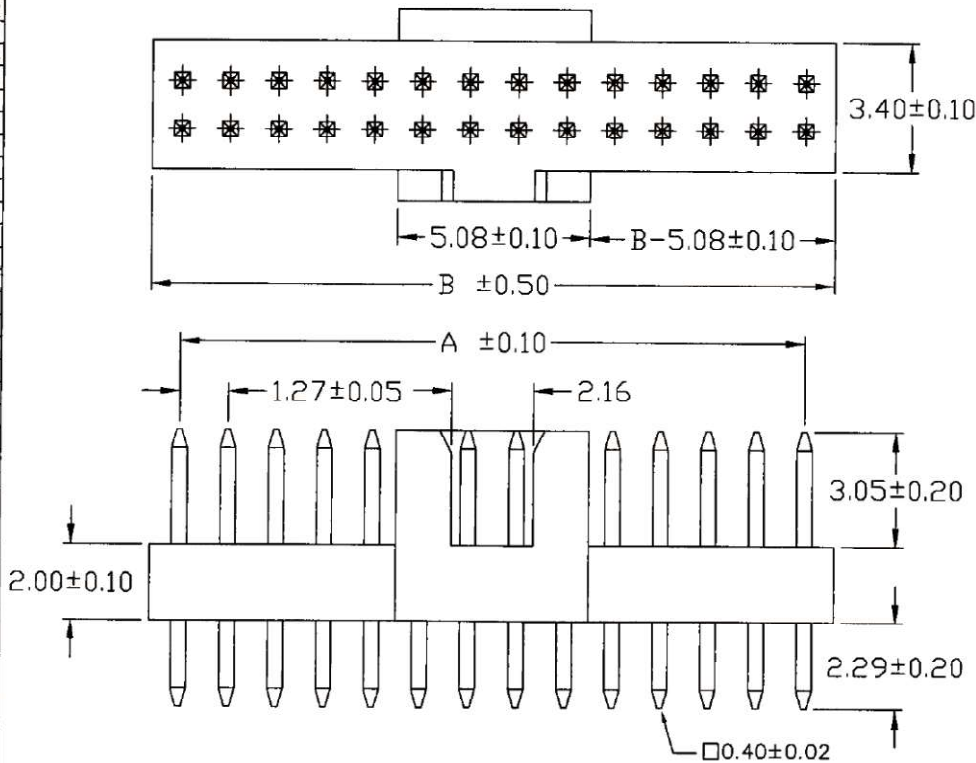


No. of Contacts	DIMENSIONS	
	C	D
10	5.08	6.35
12	6.35	7.62
14	7.62	8.89
16	8.89	10.16
18	10.16	11.43
20	11.43	12.70
22	12.70	13.97
24	13.97	15.24
26	15.24	16.51
28	16.51	17.78
30	17.78	19.05
32	19.05	20.32
34	20.32	21.59
36	21.59	22.86
38	22.86	24.13
40	24.13	25.40
42	25.40	26.67
44	26.67	27.94
46	27.94	29.21
48	29.21	30.48
50	30.48	31.75
52	31.75	33.02
54	33.02	34.29
56	34.29	35.56
58	35.56	36.83
60	36.83	38.10
62	38.10	39.37
64	39.37	40.64
66	40.64	41.91
68	41.91	43.18
70	43.18	44.45
72	44.45	45.72
74	45.72	46.99
76	46.99	48.26
78	48.26	49.53
80	49.53	50.80
82	50.80	52.07
84	52.07	53.34
86	53.34	54.61
88	54.61	55.88
90	55.88	57.15
92	57.15	58.42
94	58.42	59.69
96	59.69	60.96
98	60.96	62.23
100	62.23	63.50



### SPECIFICATIONS

Current Rating: 1 Amp  
 Insulator resistance: 5000 Megohms min.  
 Dielectric withstanding: AC 500 V  
 Operating Temperature:  $-40^{\circ} \sim +105^{\circ}C$   
 Max Processing Temp:  $230^{\circ}$  for 30 seconds  
 Contact Material: Copper alloy  
 Insulator Material: High Temperature Thermoplastic, UL 94V-0

Finish: Tin, Gold or Duplex plated

© Standard: Duplex plated

© Note:

Duplex plating: gold plated on contact area, Tin on solder area

RoHS Compliant

TOLERANCES ARE

**MORETHANALL**  
 PCB CONNECTORS  
 Cable ASSEMBLIES

DRAWING BY CY

CHECKED BY GENIUS

UNIT / mm

SCALE 1 : 1

DATE

SIZE A4

P PROJECTION

X. ±  
 X. ±  
 .XX ±  
 .XXX ±  
 ANG ±

照片框

ORDER INFORMATION

PAK-D20-2Xxx-LF  
 SERIES | LEADFREE  
 2X05:10WAY  
 2X50:100WAY  
 BASE 2.0mm  
 DIP 180°

煜倫股份有限公司

www.morethanall.com

DESCRIPTION: