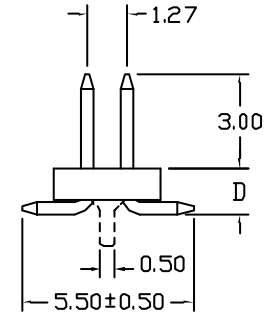
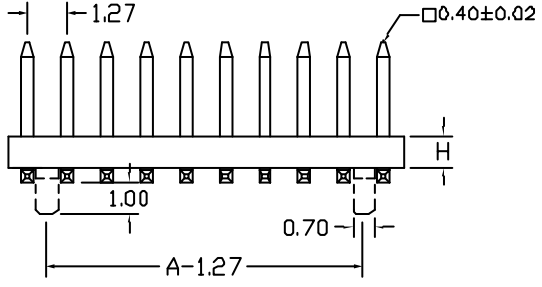
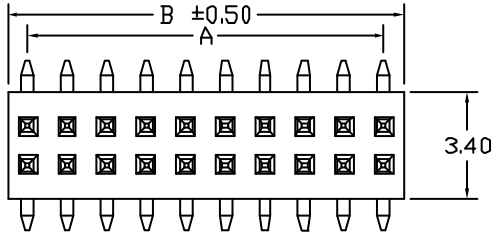
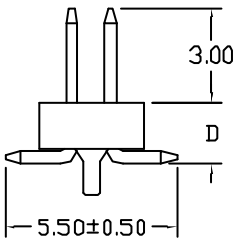
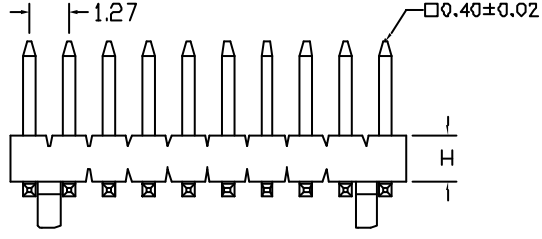
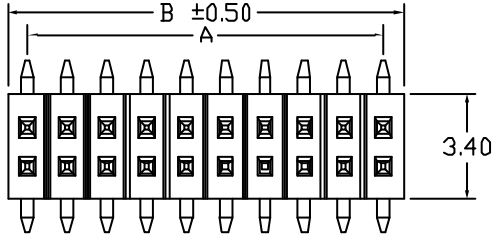


No. of Contacts	DIMENSIONS		REMARK (備註)
	A	B	
8	3.81	5.08	○
10	5.08	6.35	○
12	6.35	7.62	○
14	7.62	8.89	○
16	8.89	10.16	○
18	10.16	11.43	○
20	11.43	12.70	○
22	12.70	13.97	○
24	13.97	15.24	○
26	15.24	16.51	○
28	16.51	17.78	○
30	17.78	19.05	○
32	19.05	20.32	○
34	20.32	21.59	○
36	21.59	22.86	○
38	22.86	24.13	○
40	24.13	25.40	○
42	25.40	26.67	○
44	26.67	27.94	○
46	27.94	29.21	○
48	29.21	30.48	○
50	30.48	31.75	○
52	31.75	33.02	○
54	33.02	34.29	○
56	34.29	35.56	○
58	35.56	36.83	○
60	36.83	38.10	○
62	38.10	39.37	○
64	39.37	40.64	○
66	40.64	41.91	○
68	41.91	43.18	○
70	43.18	44.45	○
72	44.45	45.72	○
74	45.72	46.99	○
76	46.99	48.26	○
78	48.26	49.53	○
80	49.53	50.80	○
82	50.80	52.07	○
84	52.07	53.34	○
86	53.34	54.61	○
88	54.61	55.88	○
90	55.88	57.15	○
92	57.15	58.42	○
94	58.42	59.69	○
96	59.69	60.96	○
98	60.96	62.23	○
100	62.23	63.50	○



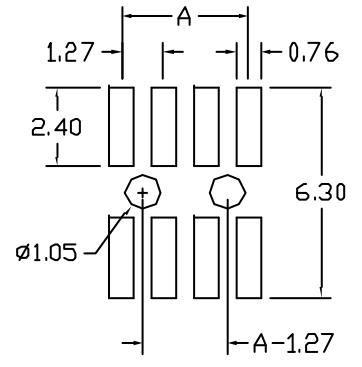
H	D
1.0	1.5
1.5	2.0
2.0	2.5

SPECIFICATIONS

Current Rating: 1 Amp
 Insulator resistance: 5000 Megohms min.
 Dielectric withstanding: AC 500 V
 Operating Temperature: -40'~+105'C
 Max Processing Temp: 230' for 30 seconds
 Contact Material: Copper alloy
 Insulator Material: High Temperature Thermoplastic, UL 94V-0 (Nylon-6T)
 Color: Black

Finish: Gold plated
 ◎ Standard: Gold flash all over

Recommended PCB Layout
 (PCB TOLERANCE ±0.05)



煜倫有限公司

PART NO. PA-VxxP-2Xxx

DWG NO. PA-VxxP-2Xxx

FILE NO.

UNIT / mm

SCALE 1:1

CHECKED BY CY

DRAWING BY

PROJECTION

TOLERANCES ARE

.X ±
 .XX ±
 .XXX ±
 AWG

DESCRIP TION:	REVISIONS			
	AREA	REVISIONS	HK	DATE