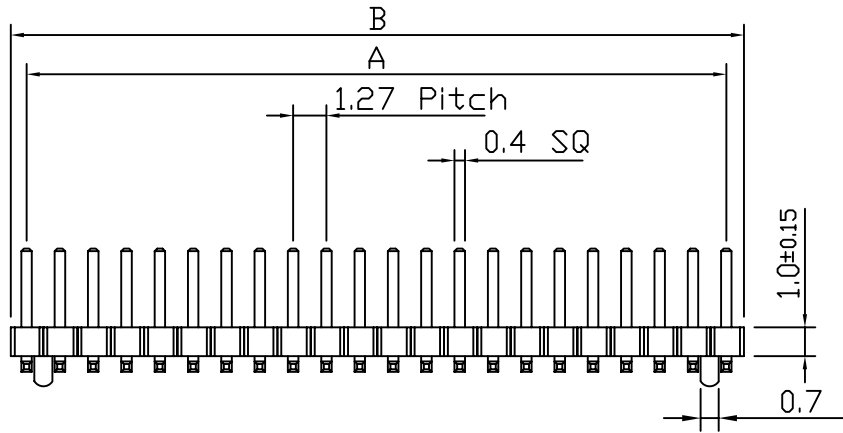


Contract:

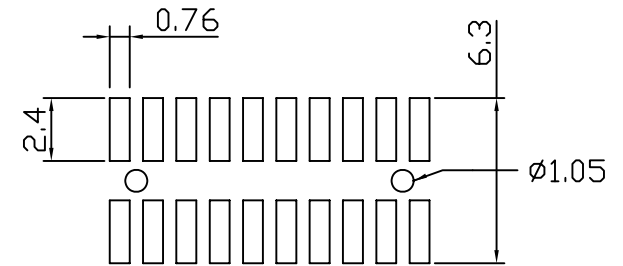
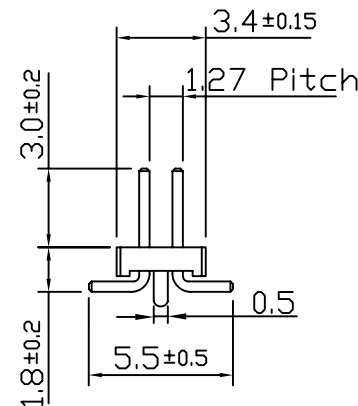
Contact: Brass.

Insulator: Nylon 6T.

Finish: Gold flash plated over nickel.



$A = 1.27 \times (\text{NO of Positions} - 1)$   
 $B = A + 1.27 \pm 0.3$



P.C. Board Layout



PART NO. PA-V18P-2Xxx

DWG NO. PA-V18P-2Xxx

FILE NO.

UNIT / mm

SCALE 1:1

CHECKED BY CY

DRAWING BY

PROJECTION



TOLERANCES ARE

.X±  
 .XX±  
 .XXX±  
 AWG

DESCRIPTION:

1.27X1.27 PIN HEADER SMT DUAL ROW  
 (1.1±/C=3.0)

AREA

REVISIONS

HK

DATE

焯倫股份有限公司