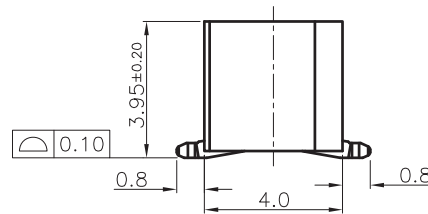
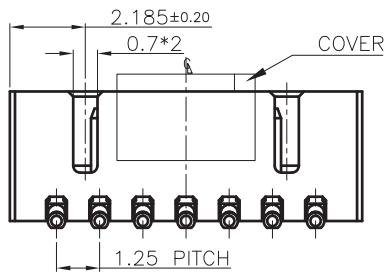
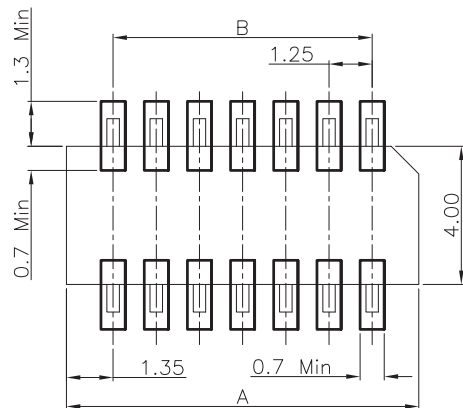


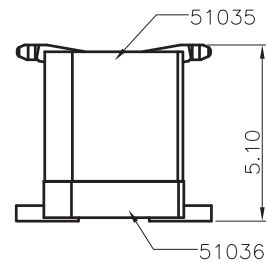
WITH COVER



WITHOUT COVER



RECOMMENDED PCB LAYOUT



MATING DRAWING

NOTES:

1. MATERIAL:

1.1 HOUSING: THERMOPLASTIC, HIGH TEMP., UL94V-0;  
1.2 CONTACT: COPPER ALLOY

2. FINISH:

2.1 CONTACT:  
N: 100~200u" MATTE TIN PLATING OVERALL  
50u" MIN. NICKEL UNDERPLATING OVERALL

3. REFLOW SOLDER CAPABLE TO 260°C

CKT	Dim A	Dim B
14.00	10.20	7.50
16.00	11.45	8.75
18.00	12.70	10.00

RoHS Compliant

TOLERANCES ARE

**MORETHANALL**  
PCB CONNECTORS  
Cable ASSEMBLIES

煜倫股份有限公司

www.morethanall.com

DRAWING BY CY

CHECKED BY GENIUS

UNIT / mm SCALE 1 : 1

DATE

SIZE A4

X ± 0.50  
X ± 0.25  
.XX ± 0.15  
.XXX ± 0.10  
ANG ± 2°

PJECTION

照片框

ORDER INFORMATION

NP125-BVXC-xx-LF

SERIES | | | | | LEADFREE  
14~18WAY  
CAP  
NON POST  
180°SMT  
BOX

DESCRIPTION: 1.25mm BTB D/R PLUG SMT S/T TYPE