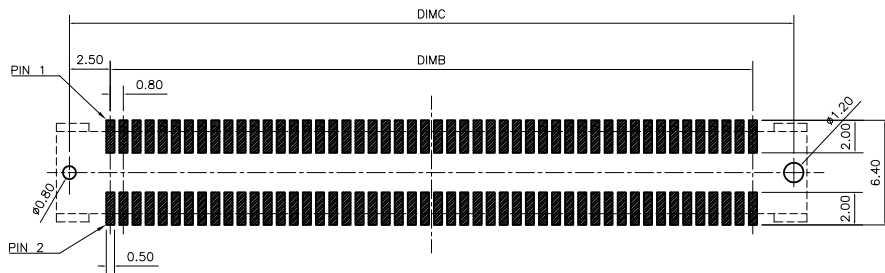
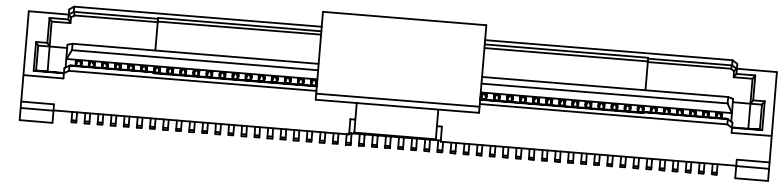
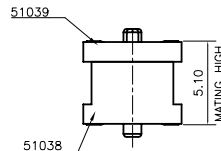


SECTION A-A



RECOMMEND PCB LAYOUT

TOLERANCE ±0.05mm



NOTES:

1. MATERIAL:

- 1.1 HOUSING: THERMOPLASTIC, HIGH TEMP., UL94V-0. COLOR: NATURE
- 1.2 CONTACT: COPPER ALLOY.
- 1.3 COVER: THERMOPLASTIC. COLOR: BLACK

2. FINISH:

- 2.1 CONTACT: 50~100u" NICKEL UNDERPLATING OVERALL.

P: 8u" MIN GOLD ON CONTACT AND GOLD FLASH ON SOLDEP

C: 15u" GOLD ON CONTACT AND GOLD FLASH ON SOLDER

3. REFLOW SOLDER CAPABLE TO 260°C

CKT	DIM A	DIM B	DIM C	DIM D	DIM E
100	45.8	39.2	44.2	42.9	44.3
120	53.8	47.2	52.2	50.9	52.3

RoHS Compliant

TOLERANCES ARE

DRAWING BY CY X ± 0.50
 CHECKED BY GENIUS X ± 0.25
 UNIT / mm SCALE 1 : 1 .XX ± 0.15
 DATE .XXX ± 0.10
 SIZE A4 PPROJECTION ANG ± 2°

照片框

ORDER INFORMATION

NP08FH-P46PC-xxx-LF

SERIES LEADFREE
 100~120WAY
 CAP
 POST
 UNMATED HIGH 4.6mm
 MALE

DESCRIPTION: 0.8 mm PITCH BTB PLUG CONN. SMT D/R S/T TYPE

MORETHANALL
 PCB CONNECTORS
 Cable ASSEMBLIES

煜倫股份有限公司

www.morethanall.com