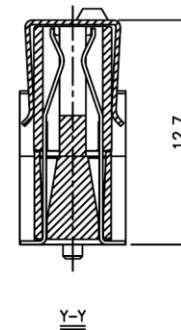
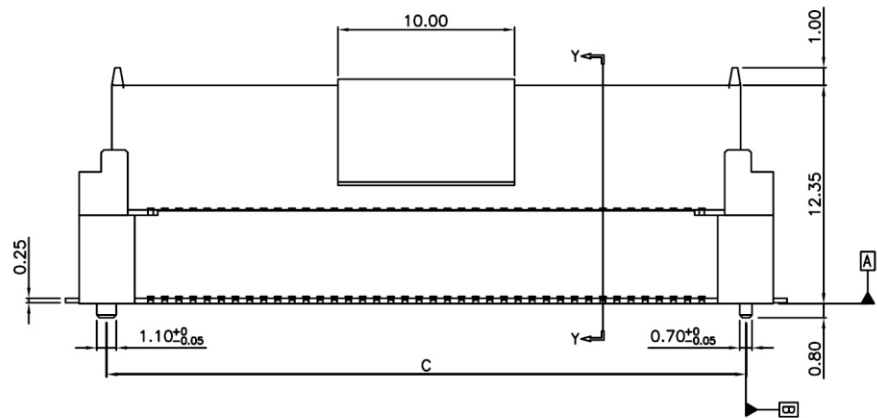
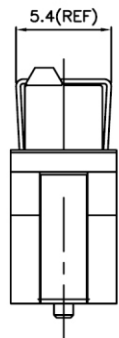


PCB PATTERN LAYOUT



NOTES:

- 1.MATERIAL:  
 HOUSING:LCP UL94V-0  
 TERMINAL:COPPER ALLOY  
 FITTING NAIL:COPPER ALLOY  
 ▲FINISH:PLS SEE P/N LEGEND
- 2.COPLANARITY 0.1 MM MAX. BASE ON DATUM A
- 3.TRUE POSITION 0.1 MM MAX. BAES ON DATUM B

NP08F-S104PC-xxx-LF  
LEADFREE

RoHS Compliant

CKT	Dim A	Dim B	Dim C	Dim D	Dim E
20	7.2	15.3	12.2	12.8	8.9
40	15.2	23.3	20.2	20.8	16.9
60	23.2	31.3	28.2	28.8	24.9
80	31.2	39.3	36.2	36.8	32.9
100	39.2	47.3	44.2	44.8	40.9
120	47.2	55.3	52.2	52.8	48.9
140	55.2	63.3	60.2	60.8	56.9
160	63.2	71.3	68.2	68.8	64.9



PART NO. NP08F-S104PC-xxx

DWG NO. NP08F-S104PC-xxx

FILE NO.

UNIT / mm

SCALE 1:1

CHECKED BY CY

DRAWING BY

PROJECTION

TOLERANCES ARE

- .X ± 0.2
- .XX ±
- .XXX ±
- AWG

DESCRIP TION:

AREA

REVISIONS

HK

DATE

煜倫股份有限公司