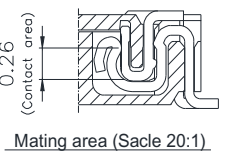


**【NOTE】**

1. Lead co-planarity (Lead 평탄도) : ☆ Max 0.08mm (0.08mm 이하)
2. After Re-flow lead co-planarity : ☆ Max 0.08mm (Reflow 후 평탄도 : ☆ 0.08mm 이하)
3. 220℃ Lead co-planarity (220℃ Lead 평탄도) : Max 0.08mm (0.08mm 이하)
4. ☆ = CTF (☆ 는 CTF 항목) / ★ = CTQ (★ 는 CTQ 항목)
5. No rust, contamination, damage nor deformation effecting on function. (제품 기능 및 성능에 유해한 BURR, 변형, 휨, 이물질 등이 없을 것.)

**【TABLE】**

No.	PART	MATERIAL	FINISH
A	BASE INSULATOR	LCP S475	Black color
B	CONTACT TERMINAL	Corson alloy NKC286-H t:0.080mm	Nickel Barrier *Contact : Au 0.1~0.4µm over Nickel 1.5~5µm Lead : Au flash 0.05µm Min over Ni 1.5~5µm
C	FITTING NAIL	Phosphor Bronze C5210-H t:0.080mm	Sn 1.0~5.0µm over Nickel 1.0~5.0µm



**【환경규제 준수】**

(OQA-2049)에 지정된 환경관리 물질을 사용하지 말 것.

**RoHS Compliant**

**MORETHANALL**  
PCB CONNECTORS  
Cable ASSEMBLIES  
**煜倫股份有限公司**  
www.morethanall.com

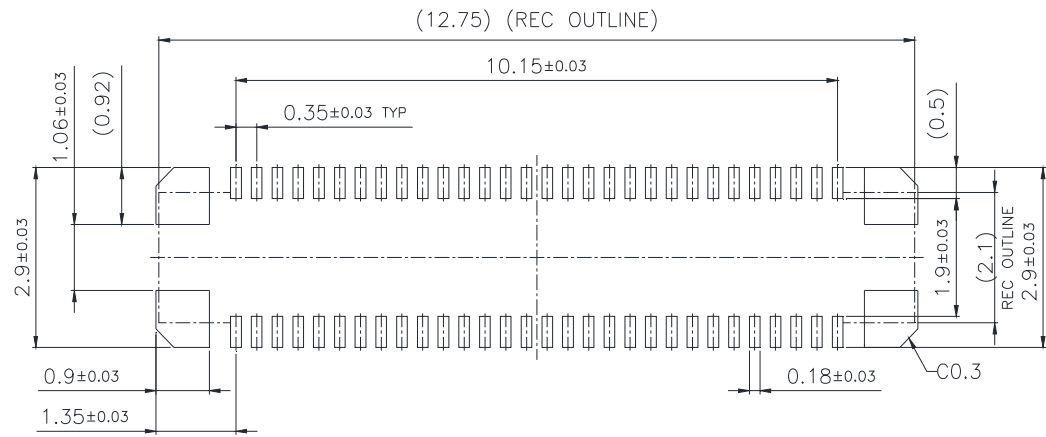
DRAWING BY CY		TOLERANCES ARE X. ± 0.25 .X ± 0.20 .XX ± 0.10
CHECKED BY GENIUS		
UNIT / mm	SCALE 1 : 1	.XXX ± ANG ±
DATE		
SIZE A4	PJECTION	



**ORDER INFORMATION**

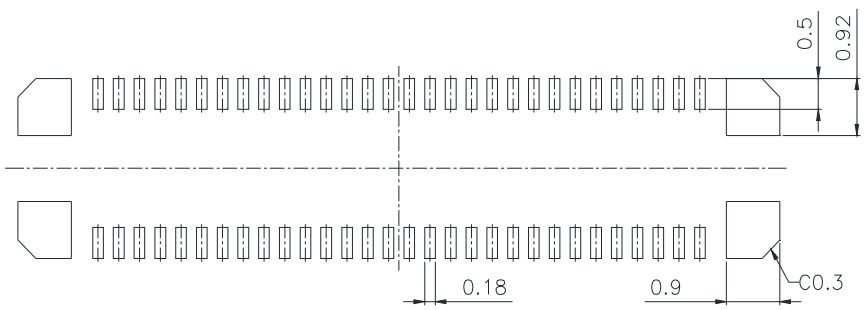
NP03514-S07X-060-LF  
SERIES | LEADFREE  
60 WAY  
NON POST  
UNMATED HIGH 0.7mm  
FEMALE

DESCRIPTION: BTB 0.35PITCH H=0.8mm RECEPT'

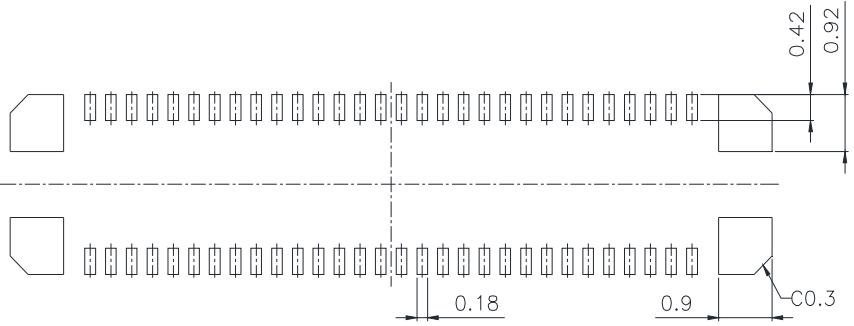


APPLICABLE P.C.B DIMENSION

<<Recommended window size of metal mask>>



MASK (Thickness : 0.10mm)



MASK (Thickness : 0.12mm)

**MORETHANALL**  
PCB CONNECTORS  
Cable ASSEMBLIES  
煜倫股份有限公司  
www.morethanall.com

<b>RoHS Compliant</b>		TOLERANCES ARE
DRAWING BY	CY	X. ± 0.25
CHECKED BY	GENIUS	.X ± 0.20
UNIT / mm	SCALE 1 : 1	.XX ± 0.10
DATE		.XXX ±
SIZE A4	PJECTION	ANG ±



ORDER INFORMATION

NP03514-S07X-060-LF  
SERIES | LEADFREE  
60 WAY  
NON POST  
UNMATED HIGH 0.7mm  
FEMALE

DESCRIPTION: BTB 0.35PITCH H=0.8mm RECEP'