

【TABLE】

| No. | PART | MATERIAL | FINISH |
|-----|------------------|---------------------------------------|---|
| A | BASE INSULATOR | LCP S475 | Black Color (UL 94V-0) |
| B | CONTACT TERMINAL | Phosphor Bronze C5210-EH t:0.070mm | Nickel Barrier ☆Contact : Au 0.1~0.5μm over Nickel 1~6μm Lead : Au 0.05μm Min over Nickel 1~6μm |
| C | FITTING NAIL | Copper Alloy NKC286-EH t:0.070mm | △ Contact : Au 0.1μm Min over Nickel 1~6μm Lead : Au 0.03μm Min over Nickel 1~6μm |

RoHS Compliant

MORETHANALL
PCB CONNECTORS
Cable ASSEMBLIES
煜倫股份有限公司

www.morethanall.com

DRAWING BY CY

CHECKED BY GENIUS

UNIT / mm

SCALE 1 : 1

DATE

SIZE A4

TOLERANCES ARE

X. ±
.X ± 0.25
.XX ± 0.20
.XXX ± 0.10
ANG ±

PJECTION

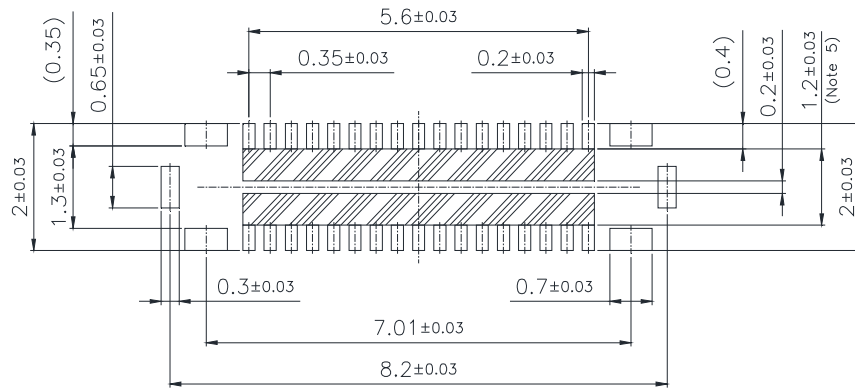
照片框

ORDER INFORMATION

NP03511-S05XR-034-LF

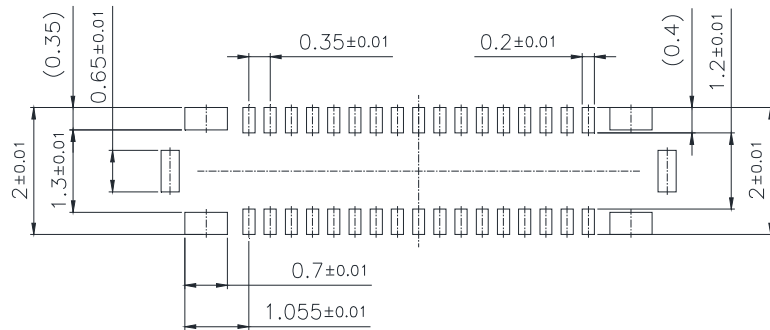
SERIES | REEL | LEADFREE
NON POST
UNMATED HIGH 0.5mm
FEMALE

DESCRIPTION: BTB 0.35mm PITCH H=0.6mm RECEPTACLE (FEMALE)



▨: INSULATION AREA

【 APPLICABLE P.C.B DIMENSION 】




【 RECOMMEND METAL MASK PATTERN 】

(Metal Mask thickness : When 100 μ m)
 (Terminal opening ratio : 70%)
 (Metal part opening ratio : 70%)

【NOTE】

1. No rust, contamination, damage nor deformation effecting on function.
(제품 기능 및 성능에 유해한 Burr, 변형, 휨, 이물질 등이 없을 것.)
2. Lead co-planarity (Lead 평탄도) : \star Max 0.08mm (0.08mm 이하)
3. \star = CTF (\star 는 CTF 항목) / \blackstar = CTQ (\blackstar 는 CTQ 항목)
4. Before and After Re-flow lead co-planarity : \star Max 0.08mm
(Reflow 전, 후 평탄도 : 0.08mm 이하)
5. Please don't reduce the inside pattern size less than this size because there is a possibility of solder creeping to the contact part.
(접촉부에 땀 오름 가능성이 있으므로 지정 PCB 패턴 보다 패턴 크기를 작게 하지 말 것.)
6. There might be differences in the exposure state of the metal fitting nail except terminal portion. Please don't use these portion for inspection.
(단자부를 제외한 고정구의 드러남의 차이가 있을수 있으므로 검사시 이부분은 사용하지 말 것.)
7. Window ratio is calculated by dividing window size of metal masking by the original mounting pad.
(윈도우 비율은 원본의 패드에 금속마스크의 크기를 분할하여 계산 함.)
8. 220 $^{\circ}$ C Lead co-planarity (220 $^{\circ}$ C Lead 평탄도) : Max 0.08mm (0.08mm 이하)



www.morethanall.com

RoHS Compliant

DRAWING BY CY

CHECKED BY GENIUS

UNIT / mm

SCALE 1 : 1

DATE

SIZE A4

TOLERANCES ARE

X, \pm
 .X \pm 0.25
 .XX \pm 0.20
 .XXX \pm 0.10
 ANG \pm

PJECTION

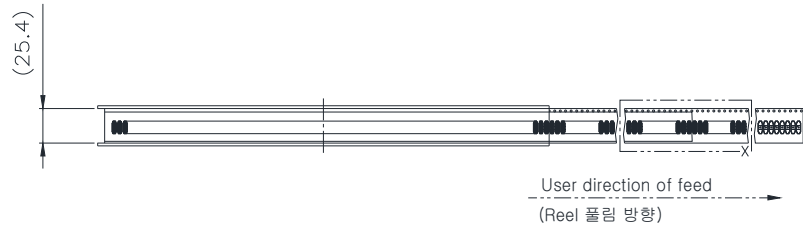
照片框

ORDER INFORMATION

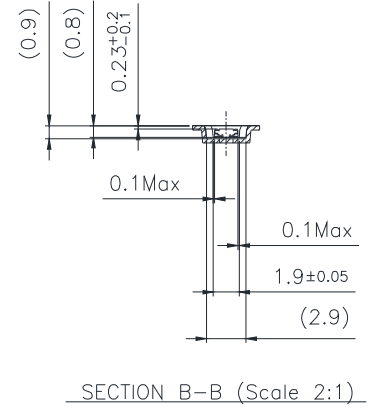
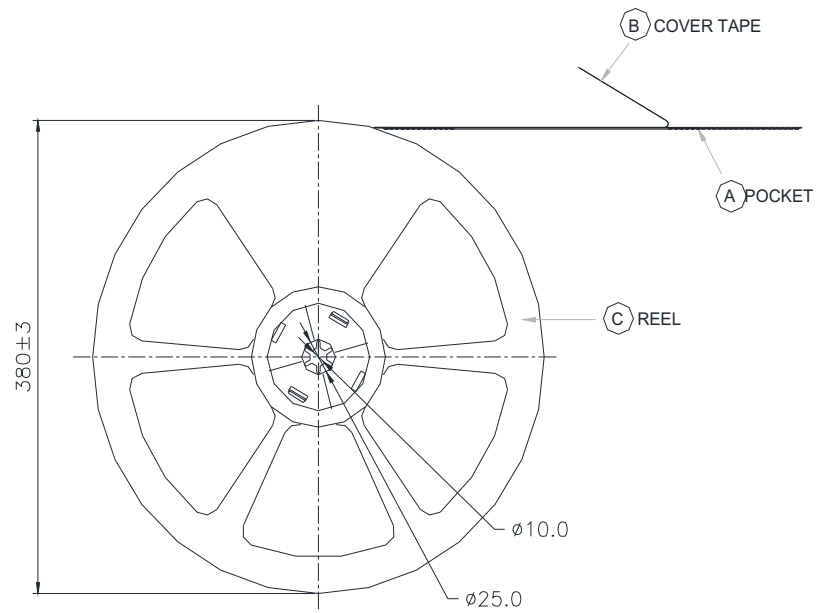
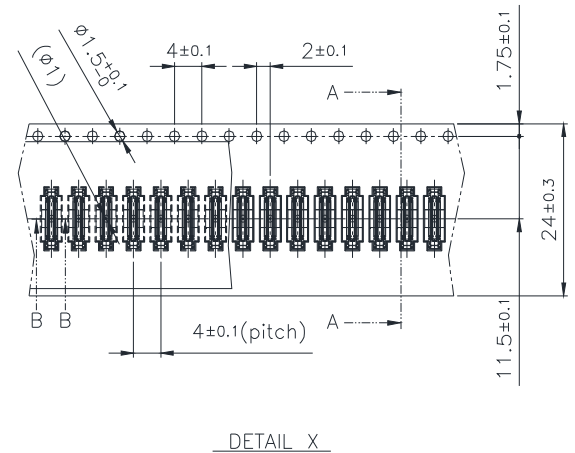
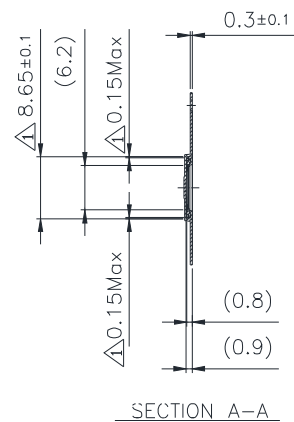
NP03511-S05XR-034-LF

SERIES | REEL | LEADFREE
 | | 34 WAY
 | | NON POST
 | | UNMATED HIGH 0.5mm
 | | FEMALE

DESCRIPTION: BTB 0.35mm PITCH H=0.6mm RECEPTACLE (FEMALE)



Scale 5:1



RoHS Compliant

TOLERANCES ARE

MORETHANALL
PCB CONNECTORS
Cable ASSEMBLIES
煜倫股份有限公司

DRAWING BY CY
CHECKED BY GENIUS
UNIT / mm SCALE 1:1
DATE
SIZE A4

X, ±
.X ± 0.25
.XX ± 0.20
.XXX ± 0.10
ANG ±

PJECTION

照片框

ORDER INFORMATION

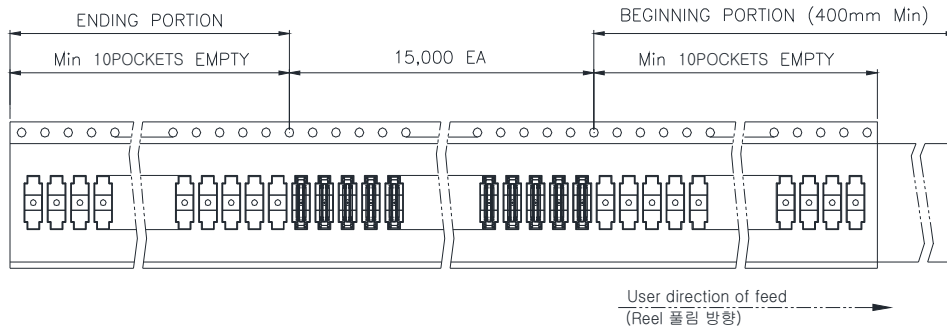
NP03511-S05XR-034-LF

SERIES REEL NON POST UNMATED HIGH 0.5mm FEMALE
LEADFREE 34 WAY

DESCRIPTION: BTB 0.35mm PITCH H=0.6mm RECEPTACLE (FEMALE)

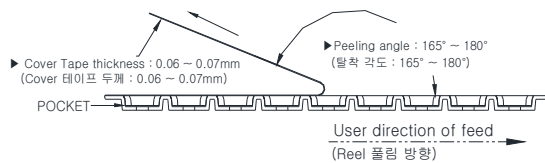
www.morethanall.com

【REFERENCE 1】 (참조 1)

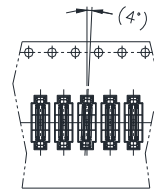


【REFERENCE 1】 (참조 1)

- ▶ Peel strength of cover tape : 10~70gf (Cover 테이프 탈착강도 : 10~70gf)
- ▶ Peeling speed : 300mm/minute (탈착 속도 : 300mm/분)



【REFERENCE 2】 (참조 2)



◆ EMOSS TAPE SPECIFICATION (포장 규격)

【REFERENCE 1】 (참조 1)

- Quantity : 15,000ea / 1 Reel (수량 : 15,000ea / Reel)
- Beginning portion - Empty 10pockets min, Ending portion - Empty 10pockets min. (Reel 앞에서 10pockets 이상, 뒤에서 10pockets 이상 비울 것)
- It is thermal welding for connector post packaging method. (Connector 포장시 Cover tape 압착방식은 열융착 방식으로 한다.)
- Peel strength of cover tape : 10~70gf (Cover 테이프 강도 : 10~70gf)
- Peeling speed : 300mm/minute (속도 : 300mm/minute)
- Peeling angle : 165° ~ 180° (각도 : 165° ~ 180°)
- Cover Tape thickness : 0.06 ~ 0.07mm (Cover 테이프 두께 : 0.06 ~ 0.07mm)
- Confirm that Reel Cover Tape is treated with control materia I Reel Cover Tape of static electricity (Reel Cover Tape 재전 처리 되어 있을 것.)
- The surface resistance must be in good condition. (control SPEC:1×10⁵~10⁹) (표면저항 양호할 것(관리 SPEC:1×10⁵~10⁹))
- Generation volume of static electricity : 100V and less (정전기 발생량 100V 이하 일것.)

| ITEM (항 목) | 표면 저항 | 정전기 발생량 |
|-----------------|---------------------------------------|---------|
| Reel Cover Tape | 1×10 ⁵ ~ 1×10 ⁹ | 100V |
| Carrier tape | 1×10 ⁵ ~ 1×10 ⁹ | 100V |

【REFERENCE 2】 (참조 2)

- Product angle in pocket would be tilt : (4.0°) (Emboss 내 부품 뒤물림각도 : (4.0°))

<< NOTE >>

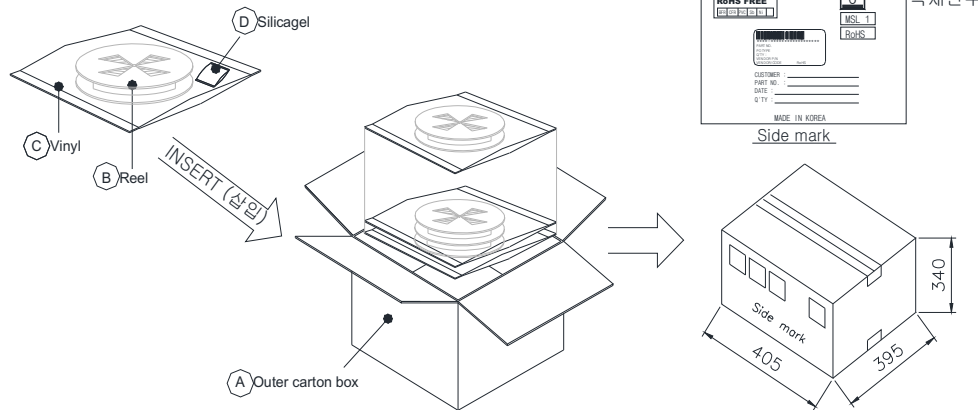
- Reel 15,000ea packing. (1Reel 15,000ea 포장)
- Reel 포장된 제품을 실리카겔 삽입 후 진공 포장 한다.
- 진공포장 된 제품을 가로로 눕혀서 Outer carton box 에 포장 한다. > 1 outer carton box : 15,000ea × 10reel = 150,000ea
- Outer carton box size (외곽 포장 치수) : 405(width) × 395(length) × 340(height)
- Reel - Adhesive of Bar-Code & label.(Bar-Code 및 label 부착)
- Outer box (외곽포장박스) - Box label (라벨 부착)

Customer information form with fields for PART NO., Q'TY, DATE, and VENDOR CODE.

【MATERIAL TABLE】

| NO. | PART | MATERIAL |
|-----|------------------|----------------------|
| A | Outer carton box | Corrugated cardboard |
| B | Reel | HIPS |
| C | Vinyl | Vinyl |
| D | SILICAGEL | SILICAGEL |

【OUTER PACKING】



RoHS Compliant

TOLERANCES ARE

MORETHANALL
PCB CONNECTORS
Cable ASSEMBLIES
煜倫股份有限公司

DRAWING BY CY

CHECKED BY GENIUS

UNIT / mm

SCALE 1 : 1

DATE

SIZE A4

X, ±
.X ± 0.25
.XX ± 0.20
.XXX ± 0.10
ANG ±

P PROJECTION

照片框

ORDER INFORMATION

NP03511-S05XR-034-LF
SERIES REEL LEADFREE
NON POST
UNMATED HIGH 0.5mm
FEMALE

DESCRIPTION: BTB 0.35mm PITCH H=0.6mm RECEPTACLE (FEMALE)

www.morethanall.com