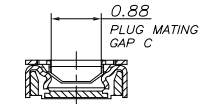
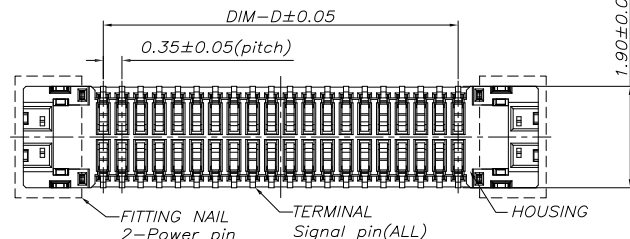
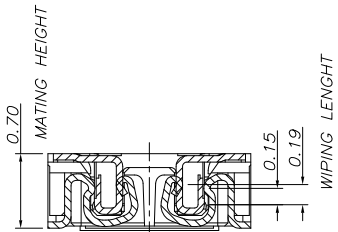
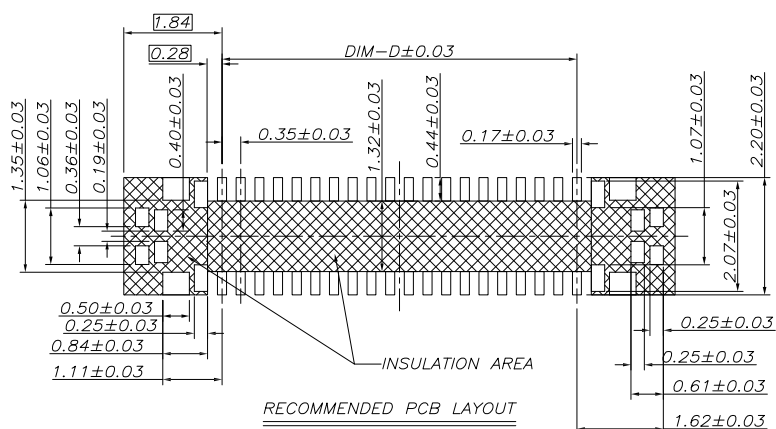


SECTION A-A
SCALE 1:1



SECTION B-B
SCALE 1:1



MATED CROSS
SCALE 2:1


- SPECIFICATIONS:**
- MATERIAL:**
 - MOLDED PORTION: LCP SV6808THF B(UL94 V-0)
 - CONTACT AND POST: COPPER ALLOY
 - SURFACE TREATMENT:**

TERMINAL PORTION: BASE: NICKEL PLATING OVERALL;
GOLD PLATING CONTACT AREA ;
SOLDER AREA;
 - CHARACTERISTICS:**
 - RATED VOLTAGE: 50V AC/DC
 - RATED CURRENT: POWER PIN 3A/CONTACT;
SIGNAL PIN 0.3A/CONTACT (MAX. 5A AT TOTAL CONTACT)
 - INSULATION RESISTANCE: MIN. 1000MΩ (INITIAL)
 - BREAKDOWN VOLTAGE: 250V AC FOR 1 MIN.
 - SALTWATER SPRAY RESISTANCE (HEADER AND SOCKET MATED):
48 HOURS,INSULATION RESISTANCE MIN.1000MΩ,
CONTACT RESISTANCE Δ20mΩ
 - CONTACT RESISTANCE: POWER PIN 20mΩ MAX;
SIGNAL PIN 50mΩ MAX
 - AMBIENT TEMPERATURE: -55°C ~+85°C
 - STORAGE TEMPERATURE: -55°C ~+85°C (PRODUCT ONLY);
-40°C ~+50°C (EMBOSS PACKING)
 - WARRANTY PERIOD: 12 MONTH
 - COMPOSITE INSERTION FORCE: 1.5N*(n+4) MAX (40N MAX TOTAL)
n=NUMBER OF CONTACTS
 - COMPOSITE REMOVAL FORCE: 0.15N/PIN MIN.
 - DURABILITY: 30 TIMES

NUMBER OF CONTACTS	DIM-A	DIM-B	DIM-C	DIM-D
10	4.40	3.60	2.04	1.40
24	6.85	6.05	4.49	3.85
30	7.90	7.10	5.54	4.90
34	8.60	7.80	6.24	5.60
38	9.30	8.50	6.94	6.30
40	9.65	8.85	7.29	6.65
50	11.40	10.60	9.04	8.40

RoHS Compliant

TOLERANCES ARE



DRAWING BY CY
CHECKED BY GENIUS
UNIT / mm SCALE 1:1
DATE
SIZE A4 PPROJECTION

X ±
.X ± 0.30
.XX ± 0.20
.XXX ± 0.10
ANG ±

照片框

ORDER INFORMATION

NP03510-S06X-xxx-LF
SERIES | LEADFREE
| 010-050WAY
| NON POST
| UNMATED HIGH 0.6mm
MALE

DESCRIPTION: 0.35PH 0.7MM組合高 Female

www.morethanall.com