

**MATERIAL**

Insulator : LCP UL94-V0 BLACK  
Contact Pin : Brass

**PLATING SPECIFICATION**

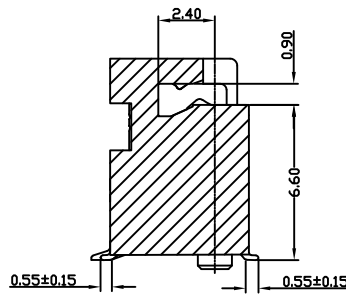
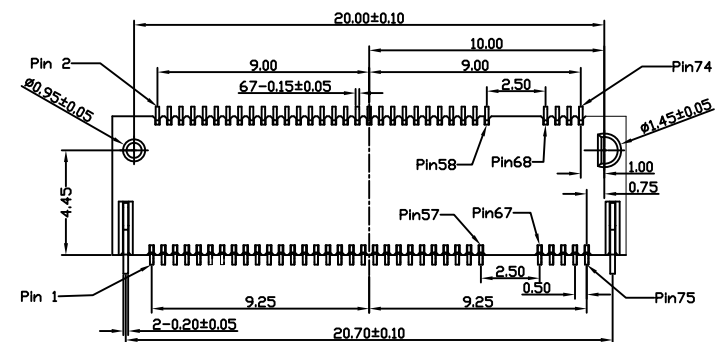
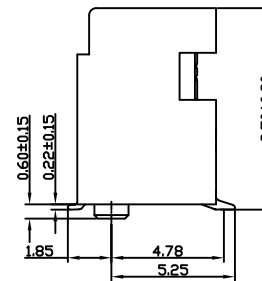
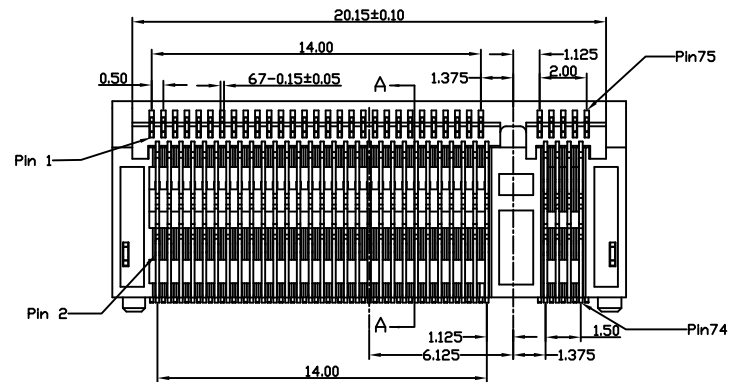
CONTACT:  
40~60u"Nickel Under plating over all  
1u"Gold Plating on solder area

**SMT TAB:**

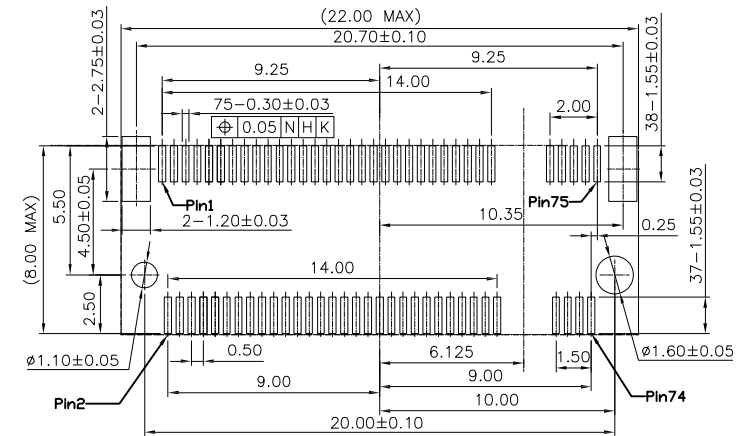
40~60u"Nickel Under plating over all  
100~130u" Matte Tin Plating on solder area

**SPECIFICATION**

Current Rate : 0.5A PER PIN  
Voltage Rate : 50V AC/DC  
Withstand voltage : 200V AC for one minute  
Insulation Resistance : 500MΩMin.  
Contact Resistance : 20mΩMax  
适用SMT制程温度: 260°C±5°C 3~5s



SECTION A-A



RECOMMENDED PCB LAYOUT(TOP VIEW)  
DEFAULT TOLERANCE ±0.05MM

**RoHS Compliant**

TOLERANCES ARE

**MORETHANALL**  
PCB CONNECTORS  
Cable ASSEMBLIES

DRAWING BY CY

X, ±

CHECKED BY GENIUS

.X ± 0.35

UNIT / mm

SCALE 1 : 1

.XX ± 0.20

DATE

.XXX ±

ANG ± 3°

SIZE A4

PJECTION

照片框

**ORDER INFORMATION**

NGFF-W85-5809-LF

SERIES

LEADFREE

58+09 WAY

HIGH 8.5mm

90°SMT

煜倫股份有限公司

www.morethanall.com

DESCRIPTION: M.2 0.5 Pitch GEN4 H=8.5 67P SMT 臥式(側插) LCP REEL