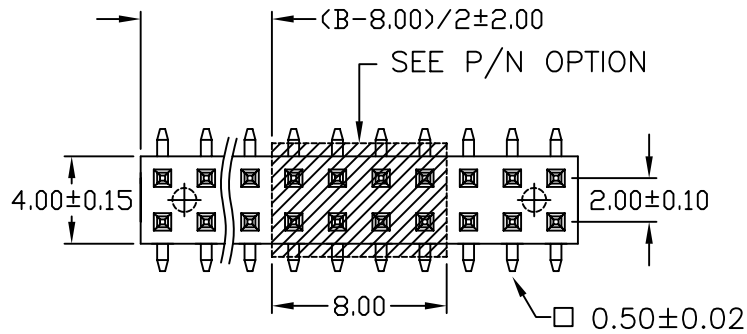
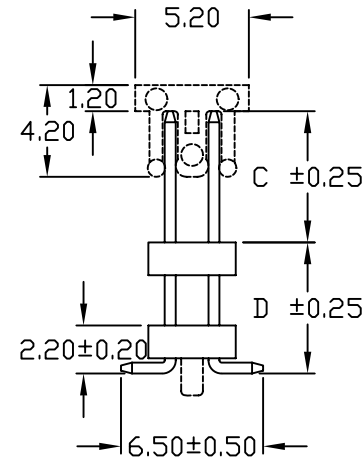
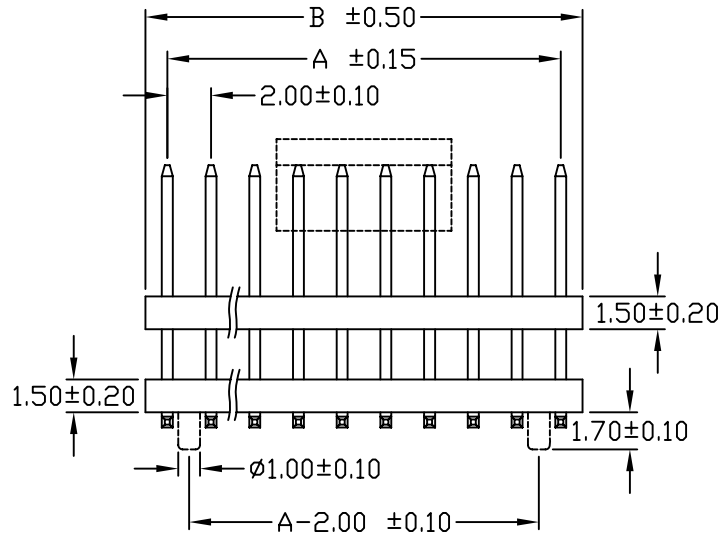
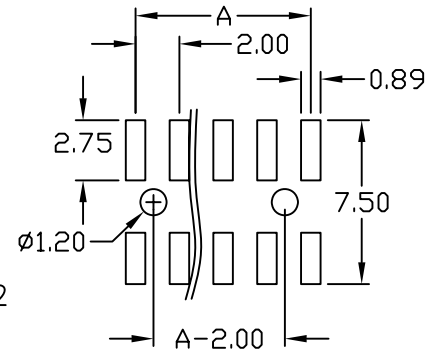


No. of Contacts	DIMENSIONS		REMARK (単位?)
	A	B	
4	2.00	4.00	○
6	4.00	6.00	○
8	6.00	8.00	○
10	8.00	10.00	○
12	10.00	12.00	○
14	12.00	14.00	○
16	14.00	16.00	○
18	16.00	18.00	○
20	18.00	20.00	○
22	20.00	22.00	○
24	22.00	24.00	○
26	24.00	26.00	○
28	26.00	28.00	○
30	28.00	30.00	○
32	30.00	32.00	○
34	32.00	34.00	○
36	34.00	36.00	○
38	36.00	38.00	○
40	38.00	40.00	○
42	40.00	42.00	○
44	42.00	44.00	○
46	44.00	46.00	○
48	46.00	48.00	○
50	48.00	50.00	○
52	50.00	52.00	○
54	52.00	54.00	○
56	54.00	56.00	○
58	56.00	58.00	○
60	58.00	60.00	○
62	60.00	62.00	○
64	62.00	64.00	○
66	64.00	66.00	○
68	66.00	68.00	○
70	68.00	70.00	○
72	70.00	72.00	○
74	72.00	74.00	○
76	74.00	76.00	○
78	76.00	78.00	○
80	78.00	80.00	○



Recommended PCB Layout
(PCB TOLERANCE ±0.05)



SPECIFICATIONS

- Current Rating: 1 Amp
- Insulator resistance: 5000 Megohms min.
- Dielectric withstanding: AC 500 V
- Operating Temperature: -40°~+105°C
- Contact Material: Copper Alloy
- Insulator Material: High Temperature Thermoplastic, UL 94V-0
- Color: Black
- Finish: Tin, Gold or Duplex plated
- ◎ Standard: Gold flash all over
- ◎ Note: Duplex plating: gold plated on contact area, Tin on solder area

RoHS Compliant

TOLERANCES ARE



煜倫股份有限公司

www.morethanall.com

DRAWING BY CY

CHECKED BY GENIUS

UNIT / mm SCALE 1 : 1

DATE

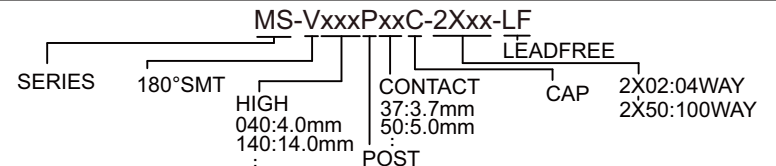
SIZE A4

X, ±
X, ±
.XX ±
.XXX ±
ANG ±

PJECTION

照片框

ORDER INFORMATION



DESCRIPTION: