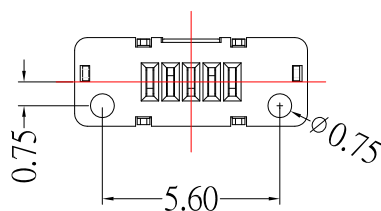
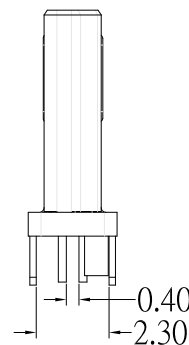
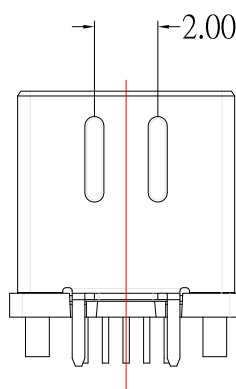
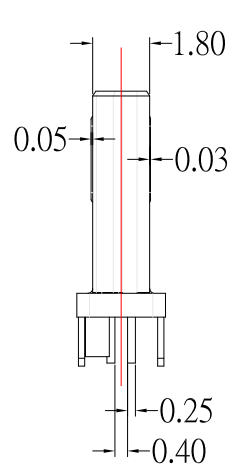
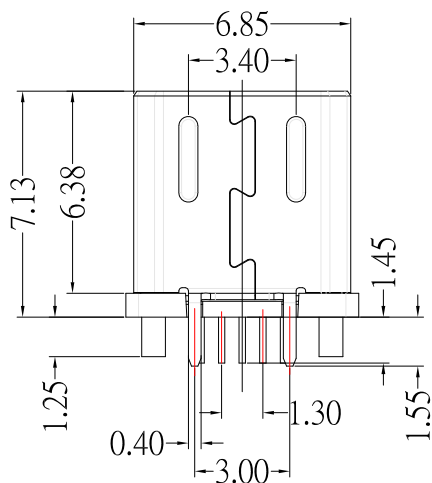


PCB LAYOUT MOUNTING PATTERN



SPECIFICATIONS

Electrical:

- 1.Contact Resistance: 30 mΩ Max
- 2.Dielectric Withstanding Voltage:100 VAC / minute
- 3.Insulation Resistance:100 MΩ Min

Material:

- 1.Shell: SUS
- 2.Contact: Brass
- 3.Housing: LCP,Black

Finish:

- 1.Contact: Plated Gold in Mating Area ;
Tin Plated on Solder Balls ;
Nickel under plated overall
- 2.Shell: Nickel under Plated surface layer

RoHS Compliant

TOLERANCES ARE




煜倫股份有限公司

www.morethanall.com

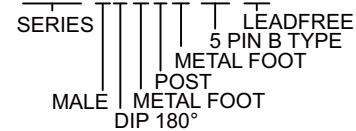
DRAWING BY CY	
CHECKED BY GENIUS	
UNIT / mm	SCALE 1 : 1
DATE	
SIZE A4	PJECTION

Up to 5	±0.2
Above 5 ~ 15	±0.3
Above 15 ~ 30	±0.4
Above 30 ~ 50	±0.5
Angle	±0.3°



ORDER INFORMATION

MISB-PDMPM-5B-LF



DESCRIPTION: MICRO 5B 公頭板端直立式