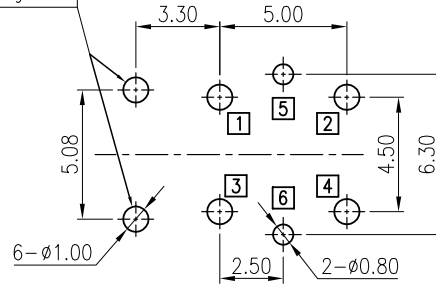
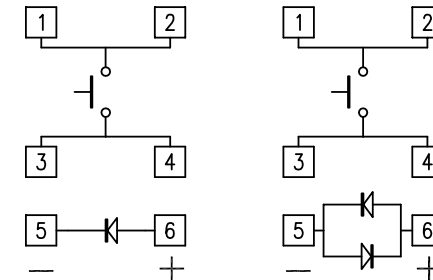


This pin as an auxiliary for Fixing,
Can be soldered,
BUT Can not be used as a ground.

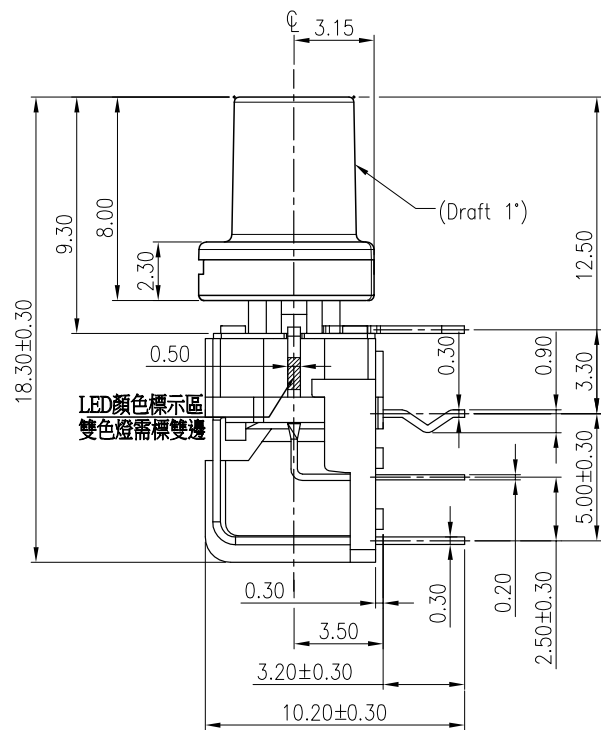
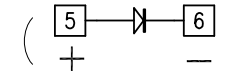
P.C.B. LAYOUT



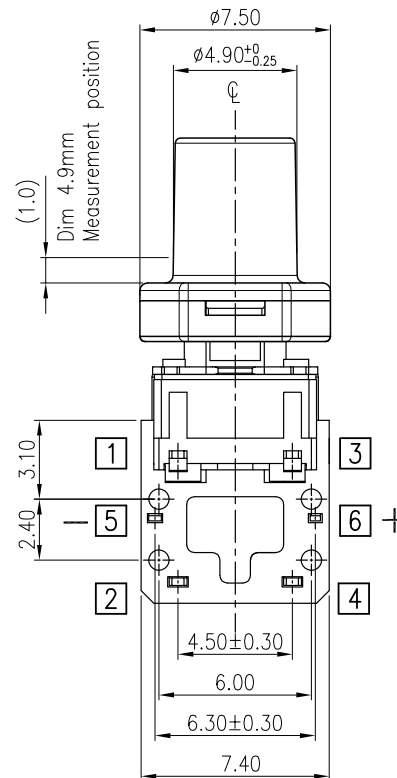
SCHEMATIC



(The Circuit Diagram Of
Red Led As Below)



LED顏色標示區
雙色燈需標雙邊



NOTE:

1.ALL DIMENSIONS ARE IN MILLIMETERS.

2.GENERAL TOLERANCES ±0.2mm

3.MECHANICAL:

Operating Force(OF): 160±50gf

Life:160g±50g, 500,000 CYCLES

4.ELECTRIAL:

Switch Rating: 50 mA 12V DC

Contact Resistance: 100 m Ω MAX

Insulation Resistance: 500V DC 100 M Ω MIN

RoHS Compliant

TOLERANCES ARE

MORETHANALL
PCB CONNECTORS
Cable ASSEMBLIES

DRAWING BY CY

X. ±

CHECKED BY GENIUS

.X ±

UNIT / mm

SCALE 1 : 1

.XXX ±

DATE

ANG ±

SIZE A4

P PROJECTION

照片框

ORDER INFORMATION

LTSW77-R070M-160RD-LF

SERIES

LEADFREE
LED/RED

160gf
METAL FOOT
HIGH 7.0mm
DIP 90°

煜倫股份有限公司

www.morethanall.com

DESCRIPTION: