

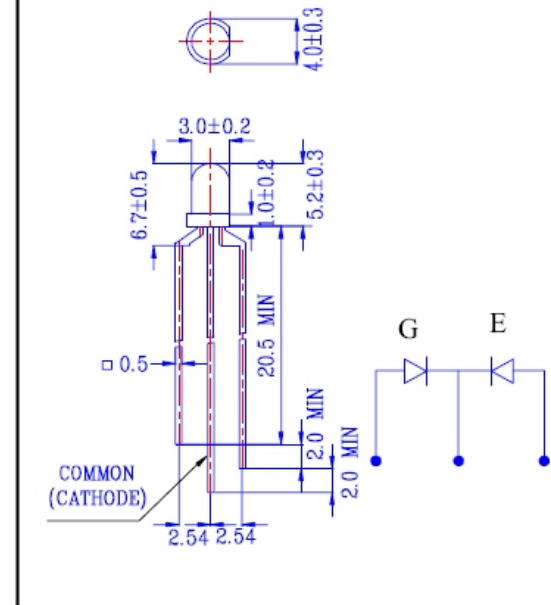
■ Features :

- Two chips are matched for uniform light output, wide viewing angle
- Long life-solid state reliability
- IC compatible/Low power consumption

■ Descriptions :

- The 209-3 LED lamp contain two integral chips and is available as both bicolor and bipolar types.
- The Orange Light and Green light is emitted by diodes of GaAsP/GaP and GaP respectively.

■ Package Dimensions:



■ Applications :

- TV set
- Monitor
- Telephone
- Computer

■ Notes :

- 1.All dimensions are in millimeters.
- 2.An epoxy meniscus may extend about 1.5mm(0.059") down to the lead.

PART NO	Chip		Lens Color
	Material	Emitted Color	
<b>LED-DOG-67</b>	GaAsP/GaP	Orange	White Diffused
	GaP	Green	



PART NO. **LED-DOG-67**

DWG NO. **LED-DOG-67**

FILE NO.

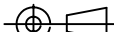
UNIT / mm

SCALE 1:1

CHECKED BY CY

DRAWING BY

PROJECTION



TOLERANCES ARE

.X ± 0.2  
.XX ±  
.XXX ±  
AWG

DESCRIPTION:

AREA

REVISIONS

HK

DATE

煜倫股份有限公司

3.0mm Bi-Color (Multi-Color)with Common Cathode(0.1" Lead pitch) LEDs, T-1

MODEL NO : **LED-SOG-67**

ECN : \_\_\_\_\_ Page: 2/5

■ Absolute Maximum Ratings at Ta = 25°C

Parameter	Symbol	Rating	Unit
Forward Current	IF	E 30	mA
		G 30	
Operating Temperature	Topr	-40 to +85	°C
Storage Temperature	Tstg	-40 to +100	°C
Soldering Temperature	Tsol	260 ± 5	°C
Power Dissipation	Pd	E 100	mW
		G 100	
Peak Forward Current (Duty 1/10 @ 1KHz)	IF(Peak)	E 160	mA
		G 160	
Reverse Voltage	VR	5	V

■ Electronic Optical Characteristics :

Parameter	Symbol	Min	Typ	Max	Unit	Condition
Luminous Intensity	Iv	E 2.5	5.0	/	mcd	IF= 10 mA
		G 2.5	8.0	/		
Viewing Angle	2θ 1/2	/	75	/	deg	IF= 20 mA
Peak Wavelength	λ p	E /	635	/	nm	IF= 20 mA
		G /	565	/		
Dominant Wavelength	λ d	E /	625	/	nm	IF= 20 mA
		G /	570	/		
Spectrum Radiation Bandwidth	Δ λ	E /	45	/	nm	IF= 20 mA
		G /	30	/		
Forward Voltage	VF	E 1.7	2.0	2.4	V	IF= 10 mA
		G 1.7	2.1	2.4		
Reverse Current	IR	/	/	10	μ A	VR= 5 V

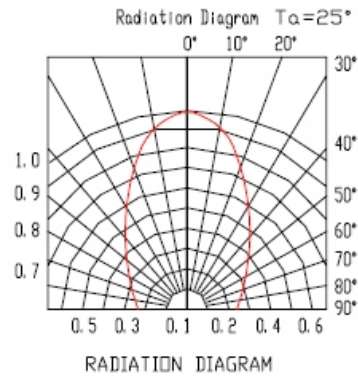
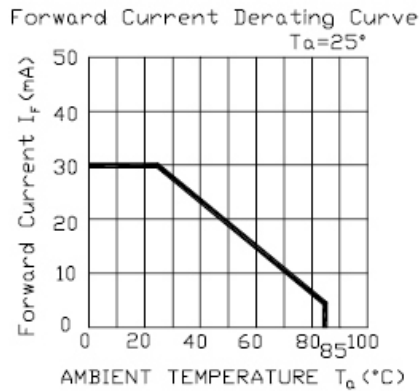
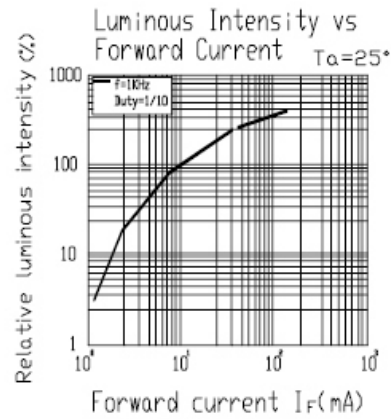
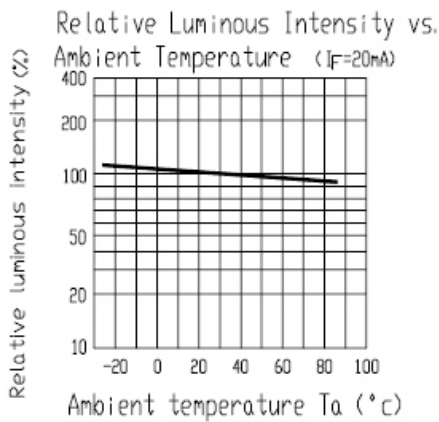
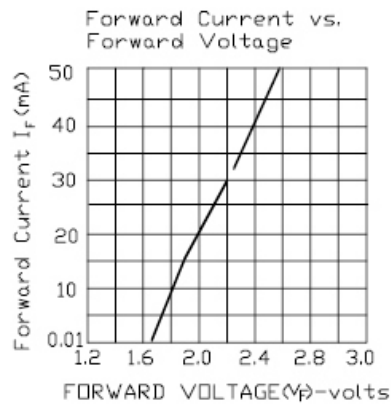
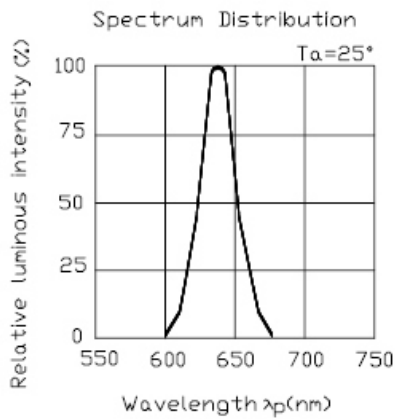
3.0mm Bi-Color (Multi-Color)with Common Cathode(0.1" Lead pitch) LEDs, T-1

MODEL NO : **LED-DOG-67**

ECN : \_\_\_\_\_

Page: 3/5

■ Typical Electro-Optical Characteristic Curves:



3.0mm Bi-Color (Multi-Color)with Common Cathode(0.1" Lead pitch) LEDs, T-1

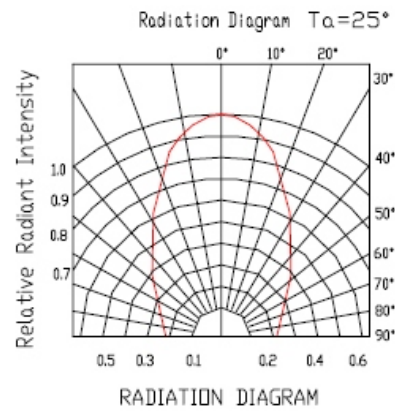
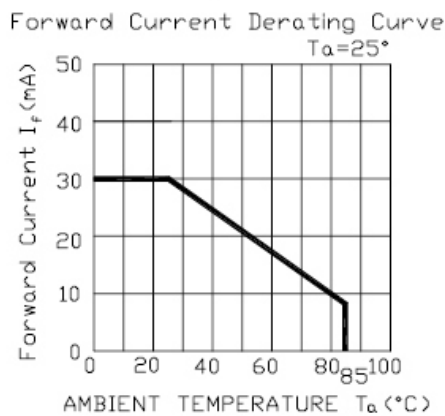
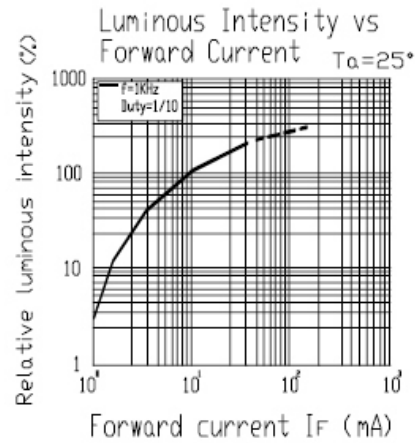
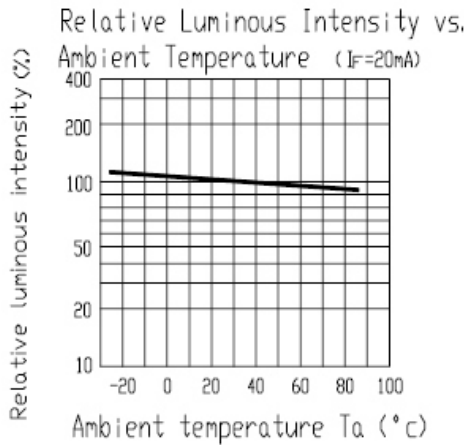
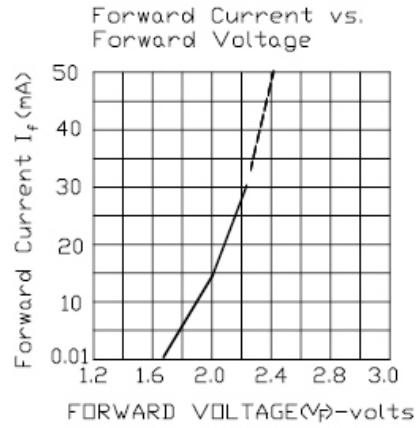
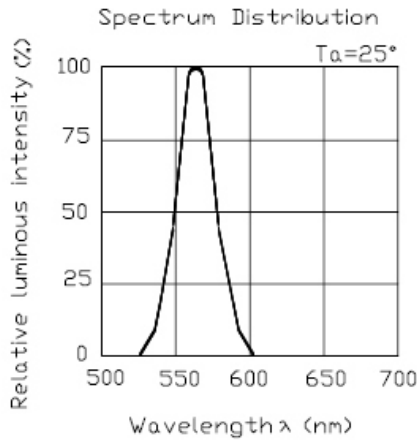
MODEL NO : LED-DOG-67

ECN :                     

Page: 4/5

■ Typical Electro-Optical Characteristic Curves:

( G )



3.0mm Bi-Color (Multi-Color)with Common Cathode(0.1" Lead pitch) LEDs, T-1

MODEL NO : **LED-DOG-67**

ECN : \_\_\_\_\_

Page: \_\_\_\_\_

5/5

■ Reliability test items and conditions:

NO	Item	Test Conditions	Test Hours/Cycle	Sample Size	Ac/Re
1	Solder Heat	TEMP : 260°C ± 5 °C	5 SEC	76 PCS	0/1
2	Temperature Cycle	H : +85°C 30min § 5 min L : -55°C 30min	50 CYCLES	76 PCS	0/1
3	Thermal Shock	H : +100°C 5min § 10 sec L : -10°C 5min	50 CYCLES	76 PCS	0/1
4	High Temperature Storage	TEMP : 100°C	1000 HRS	76 PCS	0/1
5	Low Temperature Storage	TEMP : -55°C	1000 HRS	76 PCS	0/1
6	DC Operating Life	IF = 20 mA	1000 HRS	76 PCS	0/1
7	High Temperature / High Humidity	85°C/85% RH	1000 HRS	76 PCS	0/1