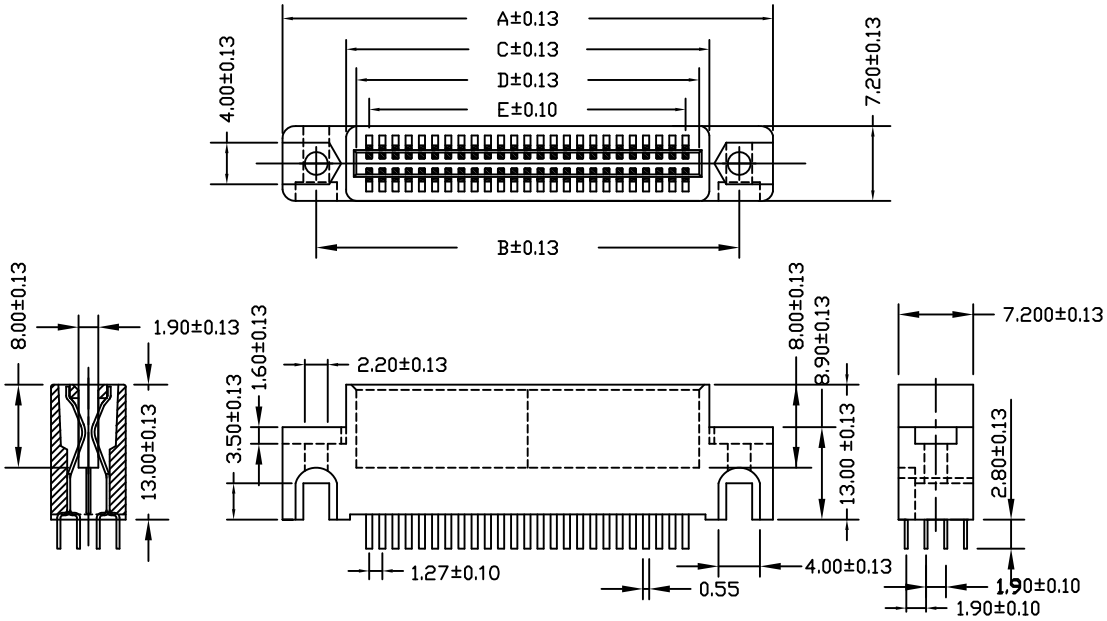

MATERIAL

INSULATOR: GLASS-REINFORCED THERMOPLASTIC.
CONTACT: COPPER ALLOY.
PLATING: MATING AREA – GOLD FLASH GOLD OVER NICKEL.
SOLDER AREA – TIN OVER NICKEL.

ELECTRICAL

VOLTAGE RATING: 250 VAC RMS.
CURRENT RATING: 1 AMP.
DIELECTRIC WITHSTANDING VOLTAGE: 500 VAC RMS 60Hz FOR 1 MINUTE.
INSULATION RESISTANCE: 1000 MEGOHMS MIN AT 500 VDC.
CONTACT RESISTANCE: 30 MILLIOHMS MAX.

MECHANICAL

RETENTION FORCE: 460 GRAMS MIN PER CONTACT.
INSERTION FORCE: 230 GRAMS MAX PER CONTACT PAIR.
WITHDRAWAL FORCE: 15 GRAMS MIN PER CONTACT PAIR.

ENVIRONMENTAL

TEMPERATURE RANGE: -55°C TO +85°C.

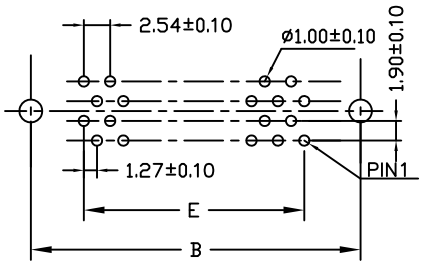

RECOMMENDED PCB LAYOUT FOR EVEN NUMBERS (TOP VIEW)

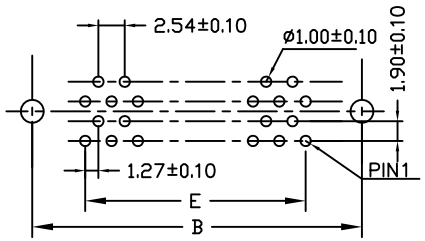

RECOMMENDED PCB LAYOUT FOR ODD NUMBERS (TOP VIEW)

PIN	DIMENSION					PIN	DIMENSION				
	A	B	C	D	E		A	B	C	D	E
10	21.85	15.35	9.60	7.62	5.08	56	51.06	44.56	38.81	36.83	34.29
12	23.12	16.62	10.87	8.89	6.35	60	53.60	47.10	41.35	39.37	36.83
18	26.93	20.43	14.68	12.70	10.16	62	54.87	48.37	42.62	40.64	38.10
20	28.20	21.70	15.95	13.97	11.43	64	56.14	49.64	43.89	41.91	39.37
22	29.47	22.97	17.22	15.24	12.70	68	58.68	52.18	46.43	44.45	41.91
28	33.28	26.78	21.03	19.05	16.51	70	59.95	53.45	47.70	45.72	43.18
30	34.55	28.05	22.30	20.32	17.78	72	61.22	54.72	48.97	46.99	44.45
32	35.82	29.32	23.57	21.59	19.05	80	66.30	59.80	54.05	52.07	49.53
34	37.09	30.59	24.84	22.86	20.32	90	72.65	66.15	60.40	58.42	55.88
36	38.36	31.86	26.11	24.13	21.59	98	77.73	71.23	65.48	63.50	60.96
38	39.63	33.13	27.38	25.40	22.86	100	79.00	72.50	66.75	64.77	62.23
40	40.90	34.40	28.65	26.67	24.13	110	85.35	78.85	73.10	71.12	68.58
42	42.17	35.67	29.92	27.94	25.40	112	86.62	80.12	74.37	72.39	69.85
44	43.44	36.94	31.19	29.21	26.67	120	91.70	85.20	79.45	77.47	74.93
46	44.71	38.21	32.46	30.48	27.94	124	94.24	87.74	81.99	80.01	77.47
48	45.98	39.48	33.73	31.75	29.21	164	119.64	113.14	107.39	105.41	102.87
50	47.25	40.75	35.00	33.02	30.48	184	132.34	125.84	120.09	118.11	115.57

RoHS Compliant

MORETHANALL
PCB CONNECTORS
Cable ASSEMBLIES
煜倫股份有限公司
www.morethanall.com

DRAWING BY CY	
CHECKED BY GENIUS	
UNIT / mm	SCALE 1 : 1
DATE	
SIZE A4	PPOJECTION

TOLERANCES ARE
0-10 ±0.2
30-100 ±0.4
OVER 300 ±0.6



ORDER INFORMATION

HES-DEN66-xxx-LF

SERIES
DIP 180°
EAR
NYLON 66
010~184WAY
LEADFREE

DESCRIPTION: 1.27 PITCH CARD EDGE ROW GAP 1.90mm WITH MOUNTING EAR