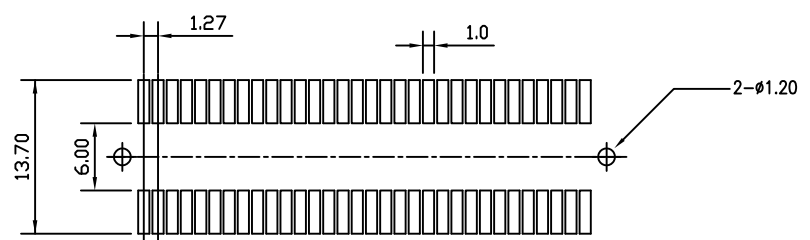


SECTION A-A



RECOMMENDED PCB LAYOUT (TOP VIEW)

**MATERIAL**  
 INSULATOR: GLASS-REINFORCED THERMOPLASTIC PPS.  
 CONTACT: COPPER ALLOY.  
 PLATING: MATING AREA - SELECTED GOLD OVER NICKEL.  
 SOLDER AREA - TIN OVER NICKEL.

**ELECTRICAL**  
 VOLTAGE RATING: 250 VAC RMS.  
 CURRENT RATING: 1 AMP.  
 DIELECTRICAL WITHSTANDING VOLTAGE: 500 VAC RMS 60 Hz FOR 1 MINUTE.  
 INSULATION RESISTANCE: 1000 MEGOHMS MIN AT 500 VDC.  
 CONTACT RESISTANCE: 30 MILLIOHMS MAX AT 1 AMP DC.

**MECHANICAL**  
 RETENTION FORCE: 460 GRAMS MIN PER CONTACT.  
 INSERTION FORCE: 230 GRAMS MAX PER CONTACT PER.  
 WITHDRAWAL FORCE: 15 GRAMS MIN PER CONTACT PER.

**ENVIRONMENTAL**  
 TEMPERATURE RANGE: -55°C TO +85°C.

Pin NO. \ DIM.	A	B	C	D
20PIN	16.26	13.97	11.43	15.09

RoHS Compliant

TOLERANCES ARE



DRAWING BY CY X. ± 0.40  
 CHECKED BY GENIUS .X ± 0.30  
 UNIT / mm SCALE 1 : 1 .XX ± 0.20  
 DATE .XXX ± 0.10  
 SIZE A4 PPROJECTION ANG ±

照片框

ORDER INFORMATION

HEL-V81PCR-020-LF  
 SERIES REEL CAP POST HIGH 8.1mm  
 LEADFREE 20 WAY  
 180°SMT

DESCRIPTION: 1.27 CARD EDGE SMT , POST TYPE LOW PROFILE

煜倫股份有限公司

www.morethanall.com

DEVICE TYPE:

CUSTOMER :

DWG NO :

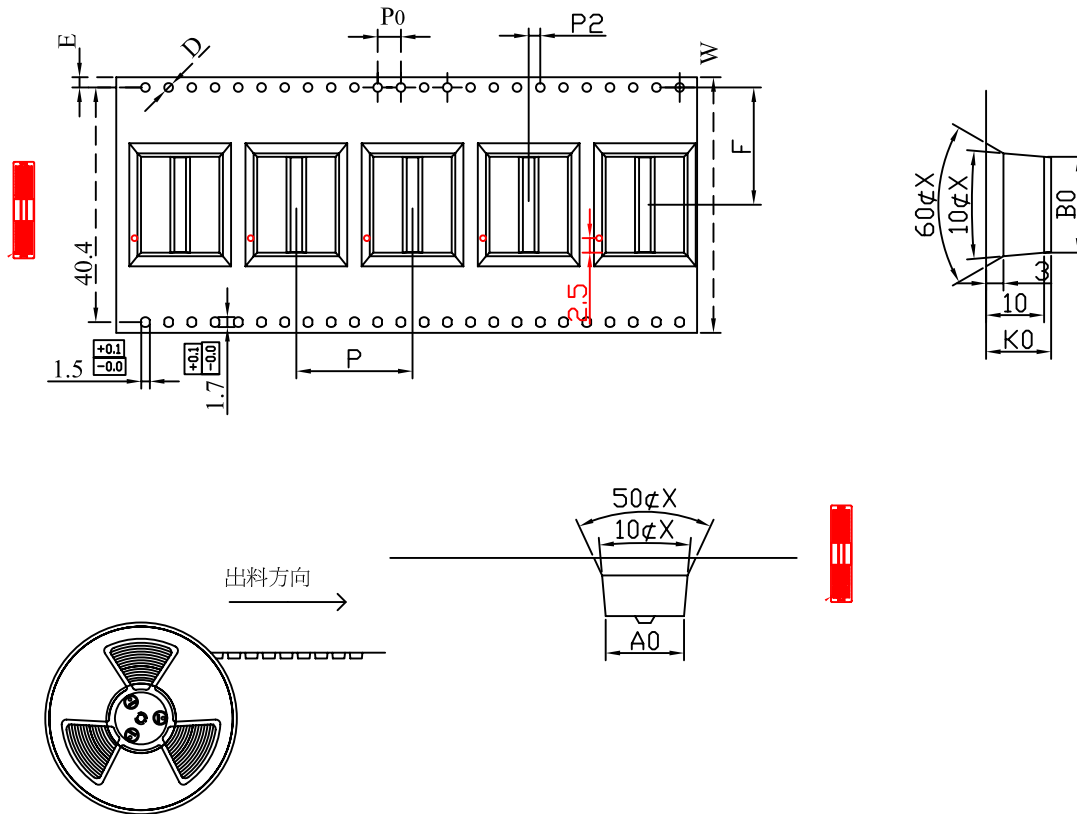
MATERIAL :PS0.4黑色

DATE :106.02.07

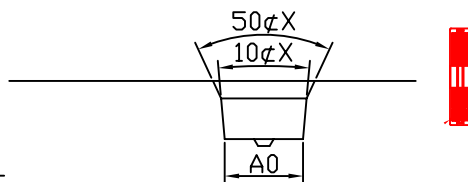
ITEM	W	A0	B0	K0	K1	P	E	F	D	D1	P0	P2
DIM	44 <sup>+0.3</sup> <sub>-0.3</sub>	13.5 <sup>+0.1</sup> <sub>-0.1</sub>	16.5 <sup>+0.1</sup> <sub>-0.1</sub>	11.2 <sup>+0.1</sup> <sub>-0.1</sub>	10 <sup>+0.1</sup> <sub>-0.1</sub>	20 <sup>+0.1</sup> <sub>-0.1</sub>	1.75 <sup>+0.1</sup> <sub>-0.1</sub>	20.2 <sup>+0.1</sup> <sub>-0.1</sub>	1.5 <sup>+0.1</sup> <sub>-0.0</sub>	0 <sup>+0.25</sup> <sub>-0.0</sub>	4.0 <sup>+0.1</sup> <sub>-0.1</sub>	2.0 <sup>+0.1</sup> <sub>-0.1</sub>

NOTE:

- 1.10 sprocket hole pitch cumulative tolerance±0.2
- 2.Carrier camber is 1mm in 100mm
- 3.A0 and B0 measured on a plane 0.3mm above the bottom of the pocket
- 4.K0 measured from a plane on the inside bottom of the pocket to the top surface of the carrier
- 5.All dimensions meet EIA-481-3 requirements
6. 22" 1R= 21M 900 PCS 13"1R= 7M 300PCS



出料方向 →



RoHS Compliant

TOLERANCES ARE

**MORETHANALL**  
PCB CONNECTORS  
Cable ASSEMBLIES

煜倫股份有限公司

www.morethanall.com

DRAWING BY CY

CHECKED BY GENIUS

UNIT / mm

SCALE 1 : 1

DATE

SIZE A4

X. ± 0.40

.X ± 0.30

.XX ± 0.20

.XXX ± 0.10

ANG ±

PPOJECTION

照片框

ORDER INFORMATION

HEL-V81PCR-020-LF  
SERIES | | | | LEADFREE  
| | | | 20 WAY  
| | | | REEL  
180°SMT | | | | CAP  
| | | | POST  
HIGH 8.1mm

DESCRIPTION: 1.27 CARD EDGE SMT , POST TYPE LOW PROFILE