

RECOMMENDED PCB LAYOUT

■ MATERIAL

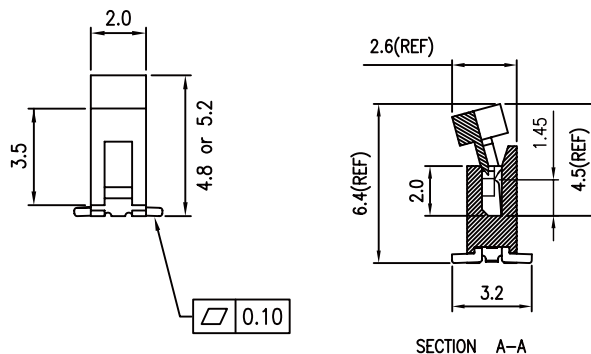
HOUSING: HIGH-TEMP. PA4/6
 ACTUATOR: HIGH-TEMP. PA9T
 CONTACT: PHOSPHOR BRONZE. PLATING: ALL TIN, LEAD FREE. C5191
 HOLDDOWN: BRASS. PLATING: ALL TIN, LEAD FREE. C2680
 CAP: BRASS. PLATING: Ni.

■ ELECTRICAL

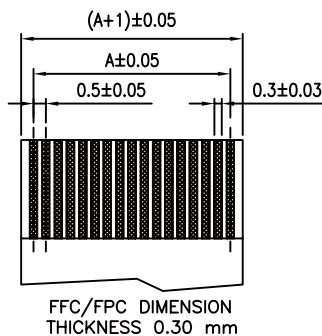
VOLTAGE: 50V MAX.
 CURRENT: 0.5A MAX.
 DIELECTRIC WITHSTANDING VOLTAGE: 250 VAC.
 INSULATION RESISTANCE: 50 MEGAOHMS MIN.
 CONTACT RESISTANCE: 20 MILLIOHMS MAX.

■ ENVIRONMENTAL

TEMPERATURE RANGE: -20°C TO 85°C.



SECTION A-A



FFC/FPC DIMENSION THICKNESS 0.30 mm

■ DIMENSION TABLE

Circuits	Dimension			
	A	B	C	D
04	1.50	2.60	6.60	8.60
05	2.00	3.10	7.10	9.10
06	2.50	3.60	7.60	9.60
07	3.00	4.10	8.10	10.10
08	3.50	4.60	8.60	10.60
09	4.00	5.10	9.10	11.10
10	4.50	5.60	9.60	11.60
11	5.00	6.10	10.10	12.10
12	5.50	6.60	10.60	12.60
13	6.00	7.10	11.10	13.10
14	6.50	7.60	11.60	13.60
15	7.00	8.10	12.10	14.10
16	7.50	8.60	12.60	14.60
17	8.00	9.10	13.10	15.10
18	8.50	9.60	13.60	15.60
19	9.00	10.10	14.10	16.10
20	9.50	10.60	14.60	16.60
21	10.00	11.10	15.10	17.10
22	10.50	11.60	15.60	17.60
23	11.00	12.10	16.10	18.10
24	11.50	12.60	16.60	18.60
25	12.00	13.10	17.10	19.10
26	12.50	13.60	17.60	19.60
27	13.00	14.10	18.10	20.10
28	13.50	14.60	18.60	20.60
29	14.00	15.10	19.10	21.10
30	14.50	15.60	19.60	21.60

Circuits	Dimension			
	A	B	C	D
31	15.00	16.10	20.10	22.10
32	15.50	16.60	20.60	22.60
33	16.00	17.10	21.10	23.10
34	16.50	17.60	21.60	23.60
35	17.00	18.10	22.10	24.10
36	17.50	18.60	22.60	24.60
37	18.00	19.10	23.10	25.10
38	18.50	19.60	23.60	25.60
39	19.00	20.10	24.10	26.10
40	19.50	20.60	24.60	26.60
41	20.00	21.10	25.10	27.10
42	20.50	21.60	25.60	27.60
43	21.00	22.10	26.10	28.10
44	21.50	22.60	26.60	28.60
45	22.00	23.10	27.10	29.10
46	22.50	23.60	27.60	29.60
47	23.00	24.10	28.10	30.10
48	23.50	24.60	28.60	30.60
49	24.00	25.10	29.10	31.10
50	24.50	25.60	29.60	31.60
51	25.00	26.10	30.10	32.10
52	25.50	26.60	30.60	32.60
53	26.00	27.10	31.10	33.10
54	26.50	27.60	31.60	33.60
55	27.00	28.10	32.10	34.10
56	27.50	28.60	32.60	34.60
57	28.00	29.10	33.10	35.10
58	28.50	29.60	33.60	35.60
59	29.00	30.10	34.10	36.10
60	29.50	30.60	34.60	36.60
61	30.00	31.10	35.10	37.10

(03~30 pin Dimension 4.8)
 (31~61 pin Dimension 5.2)

RoHS Compliant




煜倫股份有限公司

www.morethanall.com

DRAWING BY CY
 CHECKED BY GENIUS
 UNIT/mm SCALE 1:1
 DATE
 SIZE A4 PPROJECTION

TOLERANCES ARE

X. ±
 .X ±
 .XX ±
 .XXX ±
 ANG ±



ORDER INFORMATION

FPV-VZALxx-xx-LF
 SERIES | | | | LEAD FREE
 | | | | 03~61WAY
 180°SMT | | | | 48:HIGH 4.8mm
 ZIF | | | | 52:HIGH 5.2mm
 | | | | L TYPE FOOT POSITION
 | | | | SINGLE CONTACT

DESCRIPTION: