Electrical Characteristics:

Current rating: 0.4A AC/DC
Voltage rating: 50V AC/DC
Temperature range: −25°C~+85°C
Withstand Voltage: 200V AC/Minute
Contact Resistance: ≤ 20mΩ
Insulation resistance: ≥ 500mΩ
Relative Humidity: 93%+40°C

Material Description:

Terminal: Phosphor Bronze Tin−Leadplated
Fitting Nail: Brass Tin−plated
Housing: Thermoplastic(UL94V−0)
Slider: Thermoplastic(UL94V−0)

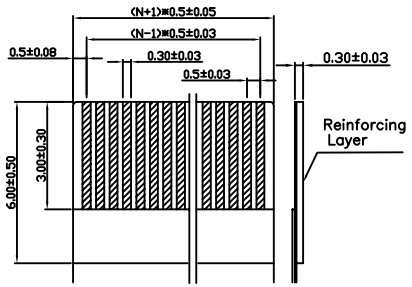

RECOMMENDED FFC/FPC DIM.

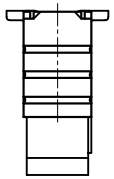

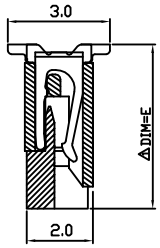

SECTION A-A

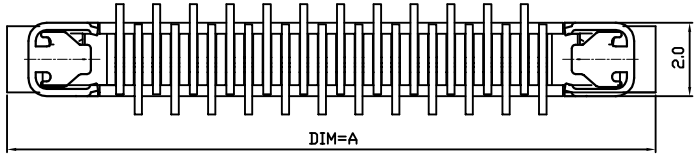

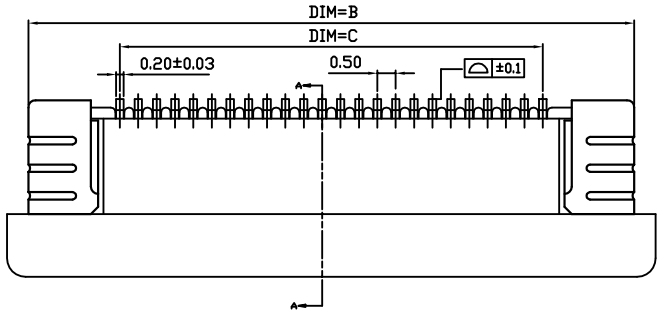

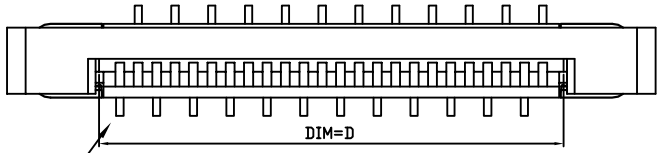

NO.1 Contact

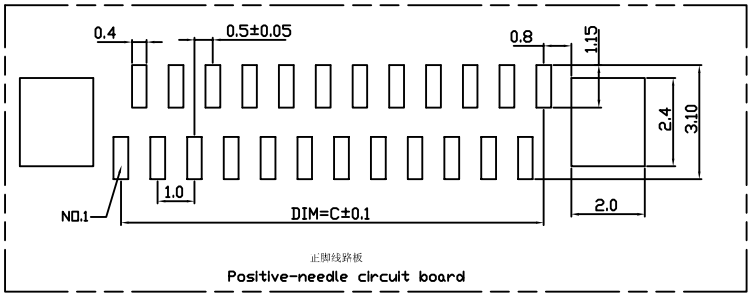

★ Have Produce Pin Number

	POS.	A	B	C	D	E
★	4	7.6	6.5	1.5	2.6	4.4
★	5	8.1	7.0	2.0	3.1	
★	6	8.6	7.5	2.5	3.6	
★	7	9.1	8.0	3.0	4.1	
★	8	9.6	8.5	3.5	4.6	
★	9	10.1	9.0	4.0	5.1	
★	10	10.6	9.5	4.5	5.6	
★	11	11.1	10.0	5.0	6.1	
★	12	11.6	10.5	5.5	6.6	
★	13	12.1	11.0	6.0	7.1	
★	14	12.6	11.5	6.5	7.6	
★	15	13.1	12.0	7.0	8.1	
★	16	13.6	12.5	7.5	8.6	
★	17	14.1	13.0	8.0	9.1	
★	18	14.6	13.5	8.5	9.6	
★	19	15.1	14.0	9.0	10.1	
★	20	15.6	14.5	9.5	10.6	
★	21	16.1	15.0	10.0	11.1	
★	22	16.6	15.5	10.5	11.6	

	POS.	A	B	C	D	E
★	23	17.1	16.0	11.0	12.1	4.4
★	24	17.6	16.5	11.5	12.6	
★	25	18.1	17.0	12.0	13.1	
★	26	18.6	17.5	12.5	13.6	
★	27	19.1	18.0	13.0	14.1	
★	28	19.6	18.5	13.5	14.6	
★	29	20.1	19.0	14.0	15.1	
★	30	20.6	19.5	14.5	15.6	
★	31	21.1	20.0	15.0	16.1	
★	32	21.6	20.5	15.5	16.6	
★	33	22.1	21.0	16.0	17.1	
★	34	22.6	21.5	16.5	17.6	

RoHS Compliant

MORETHANALL PCB CONNECTORS Cable ASSEMBLIES
煜倫股份有限公司
www.morethanall.com

DRAWING BY CY	TOLERANCES ARE
CHECKED BY GENIUS	X. ±
UNIT / mm	SCALE 1 : 1	.X ± 0.15
	.XX ± 0.05
DATE	.XXX ± 0.10
	ANG ± 3°
SIZE A4	PPOJECTION

照片框

ORDER INFORMATION

FPV-VZAL44-xx-LF

SERIES
180°SMT
ZIF
UPPER CONTACT
L TYPE FOOT
HIGH 4.4mm
04~34WAY
LEADFREE

DESCRIPTION: (Pitch 0.5 mm) FFC/FPC Connector ZIF Straight Contact Type