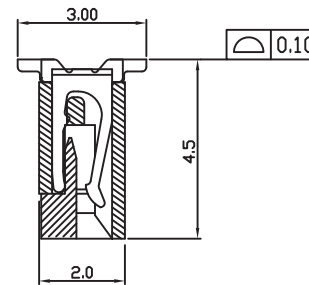


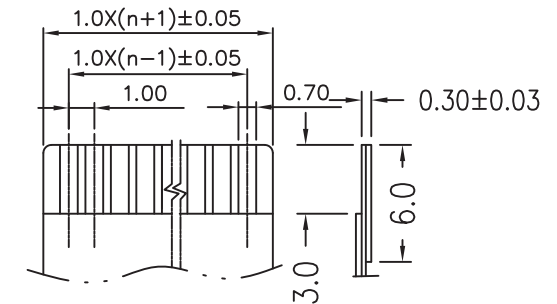
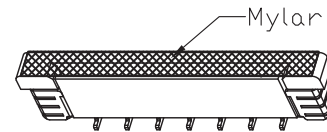
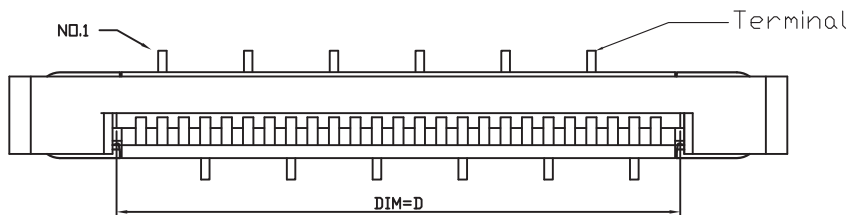
Fitting Nail

Latch

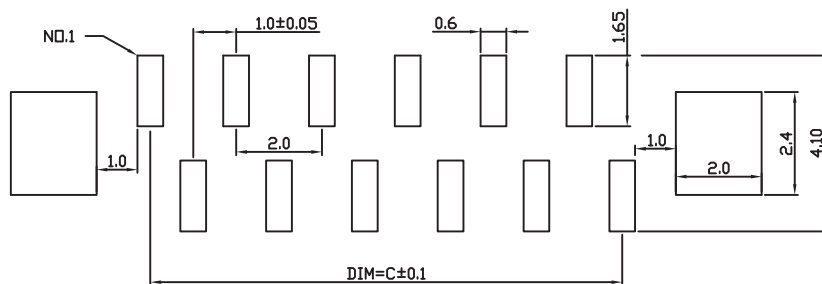
Housing



SECTION A-A



RECOMMENDED FFC/FPC DIM.



PCB LAYOUT

PIN NO.	DIM. A	DIM. B	DIM. C	DIM. D
N=4~16	N+6.1	N+5.0	N-1.0	N+1.1

RoHS Compliant

TOLERANCES ARE

MORETHANALL
PCB CONNECTORS
Cable ASSEMBLIES

煜倫股份有限公司

www.morethanall.com

DRAWING BY CY

CHECKED BY GENIUS

UNIT/mm

SCALE 1:1

DATE

SIZE A4

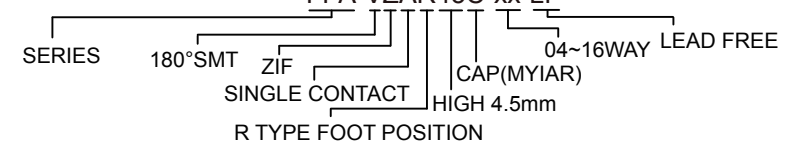
PJECTION

X. \pm
.X ± 0.20
.XX ± 0.15
.XXX ± 0.10
ANG \pm

照片框

ORDER INFORMATION

FPA-VZAR45C-xx-LF



DESCRIPTION: 1.0mm ZIF FPC CONNECTOR SMT VERTICAL TYPE