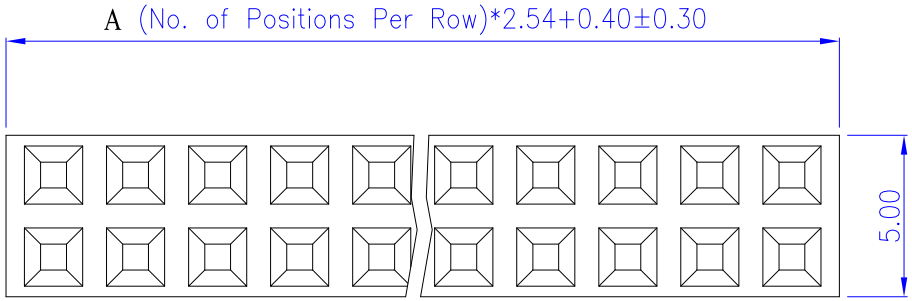

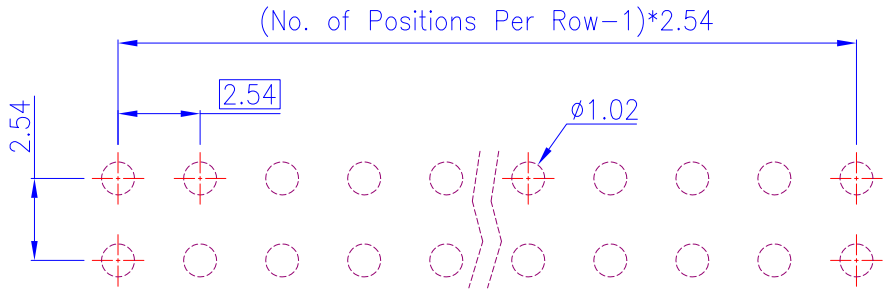

PCB Layout
(Top View)

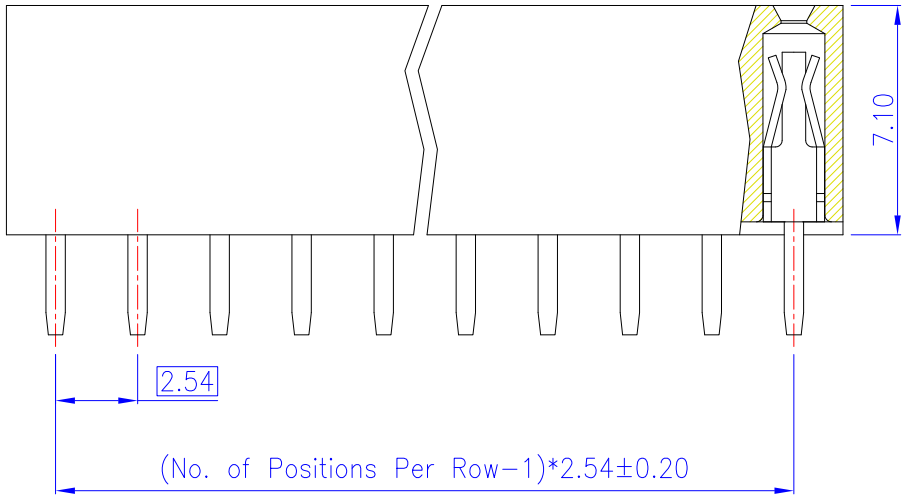

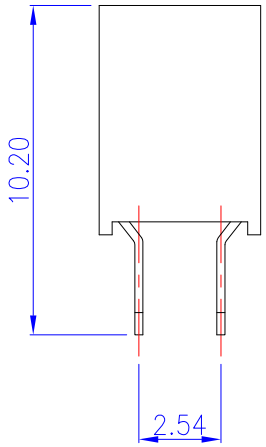

Material and Finish

1. Housing: Nylon 6T (UL94V-0), Black.
2. Terminal: Copper Alloy (t=0.25mm), Gold Plating.

Electrical Characteristics

1. Current Rating: 3.0 Amp. Max..
2. Dielectric Withstand Voltage:
   1000V AC RMS for 60Seconds.
3. Insulation Resistance:
   1000M Ohms Min. at 1000V DC.
4. Contact Resistance: 30m Ohms Max.

Mechanical Characteristics

1. Operating Temperature: -55°C ~ +105°C

Order Information	Dimensions	
	Pos.	A
F-D71-2X02	04	5.08
F-D71-2X03	06	7.62

RoHS Compliant

MORETHANALL
PCB CONNECTORS
Cable ASSEMBLIES
煜倫股份有限公司
www.morethanall.com

DRAWING BY CY		TOLERANCES ARE
CHECKED BY GENIUS		X. ±
UNIT / mm	SCALE 1 : 1	.X ± 0.30
DATE		.XX ± 0.20
		.XXX ± 0.10
		ANG ±
SIZE A4	PPOJECTION	

照片框

ORDER INFORMATION

F-D71-2Xxx-LF

- SERIES
- DIP 180°
- HIGH 7.1mm
- 2X03:06WAY
- 2X40:80WAY
- LEADFREE

DESCRIPTION: 2.54mm Post Header Receptacle PCB Mount Vertical Type Dual Rows (H=7.10mm)