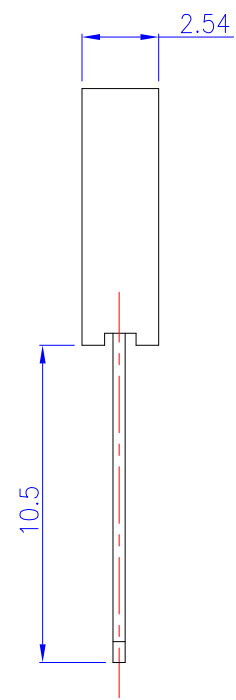
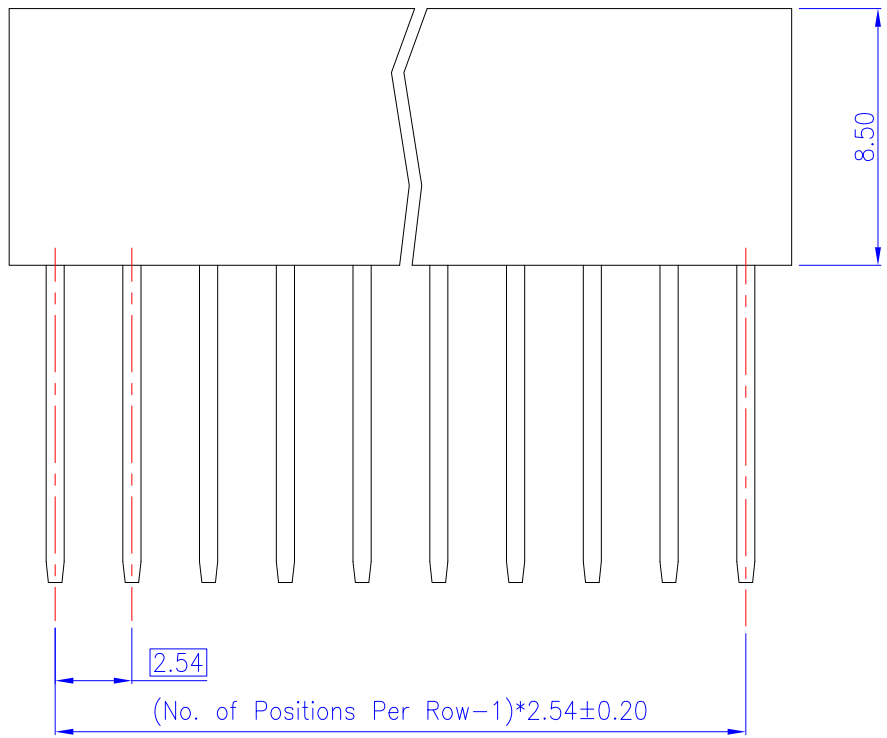


PCB Layout  
(Top View)



**Material and Finish**

1. Housing: PBT (UL94V-0), Black.
2. Terminal: Copper Alloy (t=0.40mm), Gold Plating.

**Electrical Characteristics**

1. Current Rating: 3.0 Amp. Max..
2. Dielectric Withstand Voltage:  
1000V AC RMS for 60Seconds.
3. Insulation Resistance:  
1000M Ohms Min. at 1000V DC.
4. Contact Resistance: 30m Ohms Max.

**Mechanical Characteristics**


1. Operating Temperature: -55°C ~ +105°C

RoHS Compliant

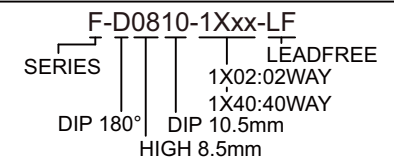
TOLERANCES ARE



DRAWING BY CY		X. ±
CHECKED BY GENIUS		.X ± 0.30
UNIT / mm	SCALE 1 : 1	.XX ± 0.20
DATE		.XXX ± 0.10
		ANG ±



ORDER INFORMATION



煜倫股份有限公司

www.morethanall.com

SIZE A4 PPROJECTION

DESCRIPTION: 2.54mm Post Header Receptacle PCB Mount Vertical Type Single Row (H=8.50mm)