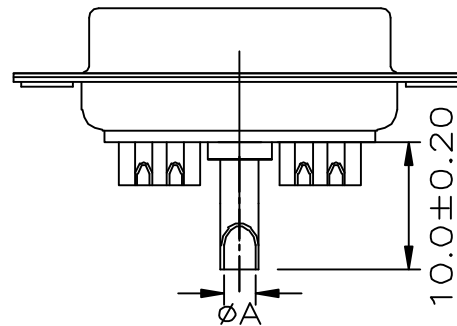
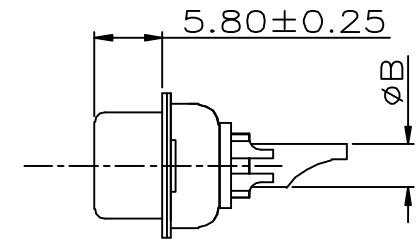
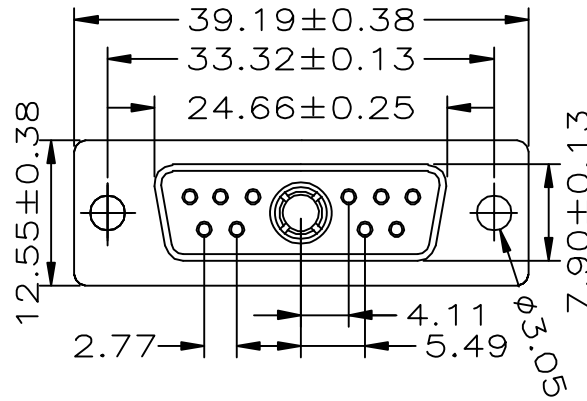


Table 1 Material	
Power Contact	Brass
Signal Contact	Brass
Metal Shell	Steel/Dimples on Plug only
Insulator	UL94V-0 Thermoplastic 30% glass filled
Metal Bracket	Steel
Boardlock	Brass
Screw	Brass

Table 2 Finish	
Power Contact	Gold-plated
Signal Contact	Gold-plated
Metal Shell	Tin or nickel plated
Screw	Nickel plated
Metal Bracket	Nickel plated
Boardlock	Nickel plated

Table 3 Electrical Data	
Current Rating	
Signal Contact	5 Amp
Power Contact	10 - 40 Amp
Operating Temperature	-55°C - +125°C
Insulator Resistance	Minimum 5000 MΩ
Contact Resistance	Maximum 10mΩ
Dielectric w/standing Volt	1000 V AC per min

Table 4 Dimension & Current Rating			
Current Rating	Wire Size	Dimension	
		øA	øB
40 AMPS	AWG #8-10	ø4.6	ø5.5
30 AMPS	AWG #10-12	ø3.7	ø4.6
20 AMPS	AWG #12-14	ø2.7	ø3.6
10 AMPS	AWG #16-18	ø1.7	ø2.5



DWS-Sxx-11W1-LF
LEADFREE
40:40AMP
30:30AMP
20:20AMP
10:10AMP

RoHS Compliant

	PART NO. DWS-Sxx-11W1		TOLERANCES ARE .X ± 0.2 .XX ± .XXX ± AWG	DESCRIPTION: D-SUB POWER SERIE 11W1 Solder Type
	DWG NO. DWS-Sxx-11W1			
焯倫股份有限公司	FILE NO.		DRAWING BY	AREA REVISIONS HK DATE
	UNIT / mm	SCALE 1:1	PROJECTION	