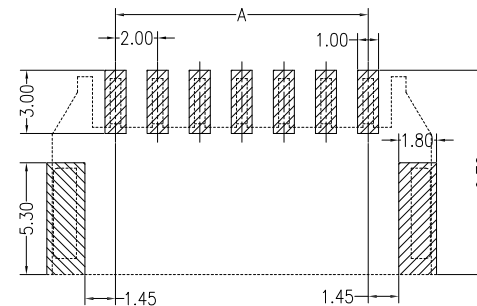


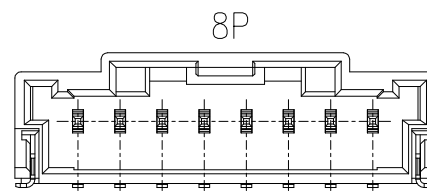
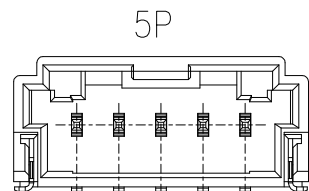
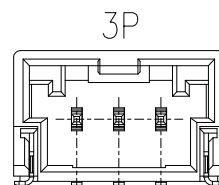
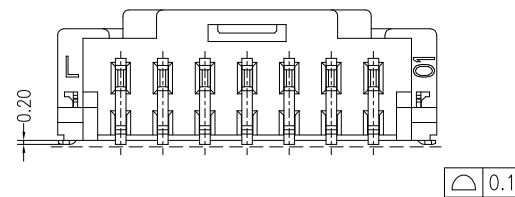
PCB LAYOUT



主要技术参数 Main Specifications

- 线数 (Poles): 02 to 15
- 接触电阻 (Contact resistance): $\leq 10m\Omega$
- 绝缘电阻 (Insulation resistance): $\geq 1000M\Omega$
- 额定电压 (Rated voltage): 125V AC DC
- 额定电流 (Rated current): 3.0A AC DC
- 耐电压 (Withstand Voltage): 500V AC/minute
- 温度范围 (Temperature Range): $-40^{\circ}C \sim +105^{\circ}C$

PIN.	DIM A	DIM B	DIM C
2pin	2.00	8.00	4.80
3pin	4.00	10.00	6.80
4pin	6.00	12.00	8.80
5pin	8.00	14.00	10.80
6pin	10.00	16.00	12.80
7pin	12.00	18.00	14.80
8pin	14.00	20.00	16.80
9pin	16.00	22.00	18.80
10pin	18.00	24.00	20.80
11pin	20.00	26.00	22.80
12pin	22.00	28.00	24.80
13pin	24.00	30.00	26.80
14pin	26.00	32.00	28.80
15pin	28.00	34.00	30.80



ITEM	COMPONENT	Q'TY	MATERIAL	FINISH
C	SOLDER TAB	2 PCS	PhosphorBronze	MATTE Sn-plated
B	CONTACT	2~15 PCS	PhosphorBronze	MATTE Sn-plated
A	HOUSING	1 PCS	PA9T	UL 94V-0, COLOR: BLACK

RoHS Compliant

TOLERANCES ARE

MORETHANALL
PCB CONNECTORS
Cable ASSEMBLIES

DRAWING BY CY

CHECKED BY GENIUS

UNIT / mm

SCALE 1:1

DATE

SIZE A4

X, ±
.X ± 0.30
.XX ± 0.25
.XXX ±
ANG ± 3°

PJECTION

照片框

ORDER INFORMATION

DRC-WBK-xx-LF
SERIES | | LEADFREE
| | 02~15WAY
| | BLACK
| | 90°SMT

煜倫股份有限公司

www.morethanall.com

DESCRIPTION: 2.0mmPITCH 90°WAFER SMT TYPE