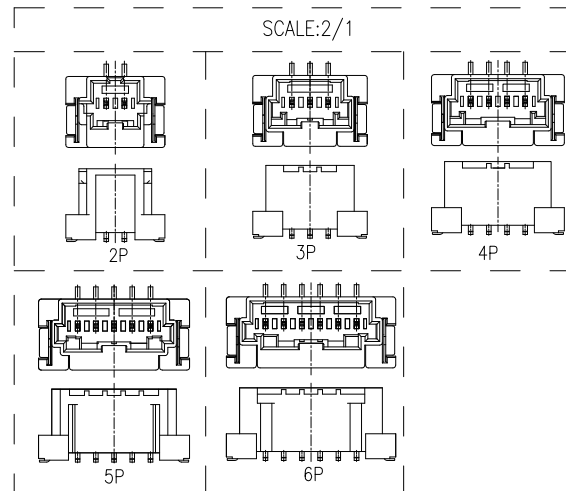


SUGGESTED PCB LAYOUT



Specifications:

- Contact resistance: $\leq 10\text{m}\Omega$
- Insulation resistance: $\geq 1000\text{M}\Omega$
- Rated voltage: 125V AC DC
- Rated current: 3.0A AC DC
- Withstand Voltage: 500V AC/minute
- Temperature Range: $-40^{\circ}\text{C} \sim +105^{\circ}\text{C}$
- Housing: PA9T/LCP UL94V-0, Natural
- Contacts: Phosphor Bronze/MATTE Sn
- Solder Tabs: Brass/MATTE Sn

PIN	DIM A	DIM B	DIM C	PIN	DIM A	DIM B	DIM C
2	2.00	10.90	4.80	9	16.00	24.60	18.80
3	4.00	12.60	6.80	10	18.00	26.60	20.80
4	6.00	14.60	8.80	11	20.00	28.60	22.80
5	8.00	16.60	10.80	12	22.00	30.60	24.80
6	10.00	18.60	12.80	*13	24.00	32.60	26.80
7	12.00	20.60	14.80	*14	26.00	34.60	28.80
8	14.00	22.60	16.80	*15	28.00	36.60	30.80

RoHS Compliant

TOLERANCES ARE



煜倫股份有限公司

www.morethanall.com

DRAWING BY CY

CHECKED BY GENIUS

UNIT / mm

SCALE 1 : 1

DATE

SIZE A4

X, ±
X ± 0.30
.XX ± 0.20
.XXX ±
ANG ± 3°

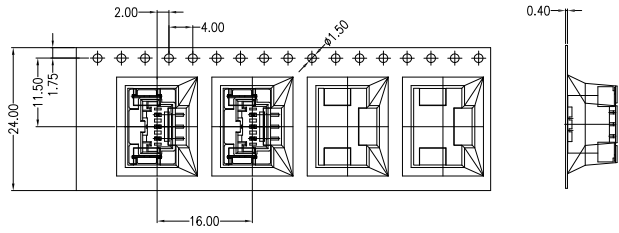
P PROJECTION

照片框

ORDER INFORMATION

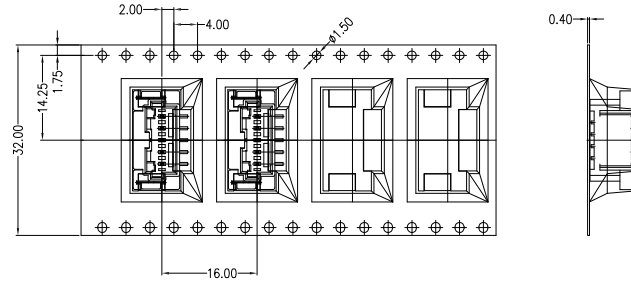

DRC-VR-xx-LF
SERIES | T LEADFREE
| T 02~15WAY
REEL
180°SMT

DESCRIPTION: 2.00MM PITCH 180°WAFER SMT TYPE



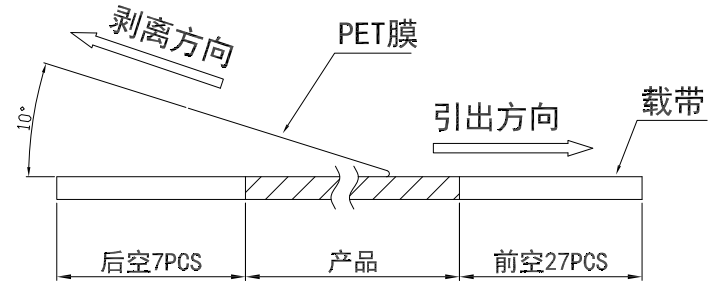
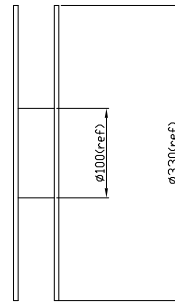
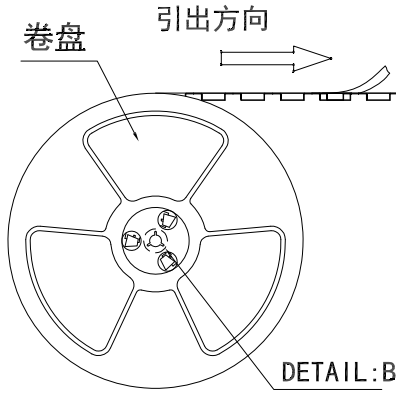
02~03 CONTACTS

产品引出方向

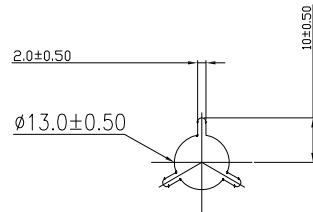


04~06 CONTACTS

产品引出方向



(PET膜剥离示意图)



DETAIL: B

Circuits	DIM. D	DIM. E	Q'ty/Reel
02~03 PIN	-	24	500PCS
04~06 PIN	-	32	500PCS

RoHS Compliant

TOLERANCES ARE

MORETHANALL
PCB CONNECTORS
Cable ASSEMBLIES

DRAWING BY CY

X, ±

CHECKED BY GENIUS

.X ± 0.25

UNIT / mm

SCALE 1 : 1

.XX ± 0.20

DATE

.XXX ±

ANG ± 3°

SIZE A4

P PROJECTION

照片框

ORDER INFORMATION

DRC-VR-xx-LF
SERIES | LEADFREE
02~15WAY
REEL
180°SMT

煜倫股份有限公司

www.morethanall.com

DESCRIPTION: 2.00MM PITCH 180°WAFER SMT TYPE REEL