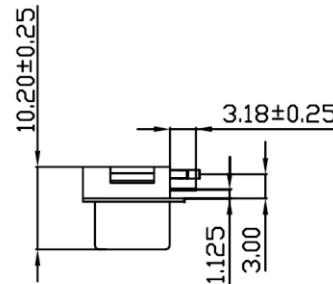
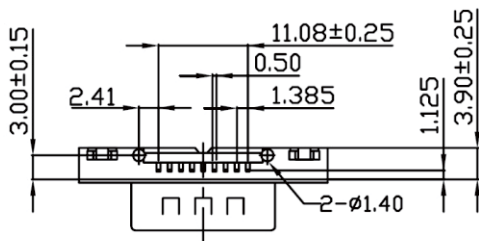
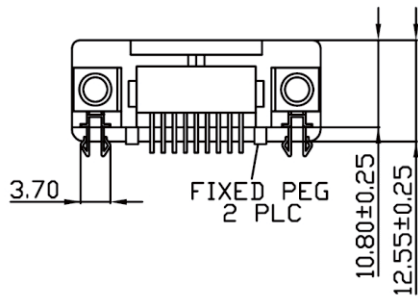


Pin Number :  
5 9 4 8 3 7 2 6 1

Recommended PCB Layout



Material And Finish  
 Shell -Steel zinc plated or tin plated  
 Bracket-Brass strip-H nickel plated  
 Screw-Brass nickel plated  
 Insulator-NYLON 6T  
 fiber reinforced  
 UL-94V0,color black  
 Pc 99 colorful insulator-  
 Pantone#322C-9pos, Male  
 Contact Material-  
 Plug-Phospor bronze

Duplex plated as follows:  
 A-.000030[.00076]gold on mating end.  
 tin-lead on termination end,  
 with entire contact nickel  
 B-.000015[.00038]gold on mating end.  
 tin-lead on termination end,  
 with entire contact nickel  
 C-Gold flash on mating end.  
 tin-lead on termination end,  
 with entire contact nickel

Specifications  
 Rated current  
 5A  
 Rated Voltage  
 300V DC  
 Withstanding Voltage  
 500V(r.m.s) AC for 1 minute  
 Insulation Resistance  
 more than 1000M ohm at 500V DC  
 Contact Resistance  
 13m ohm Max  
 Dielectric Strength  
 1000V AC Min for 1 minute  
 Temperature  
 +235 °C~+260 °C

RoHS Compliant

TOLERANCES ARE

**MORETHANALL**  
 PCB CONNECTORS  
 Cable ASSEMBLIES

煜倫股份有限公司

www.morethanall.com

DRAWING BY CY

CHECKED BY GENIUS

UNIT / mm

SCALE 1 : 1

DATE

SIZE A4

PPOJECTION

X, ±  
 X, ±  
 .XX ±  
 .XXX ±  
 ANG ±

照片框

ORDER INFORMATION

DR11-PN22-09-LF  
 SERIES | | | LEADFREE  
 | | | 09 WAY  
 | | | CLIP  
 | | | NUT  
 | | | MALE

DESCRIPTION: