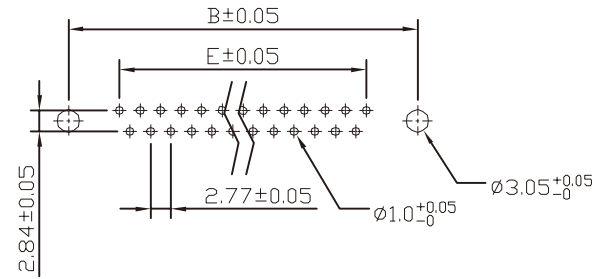
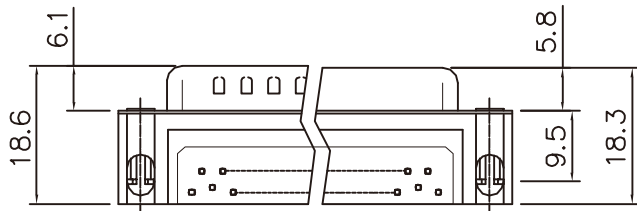


P:MALE / S:FEMALE



RECOMMENDED PCB LAYOUT

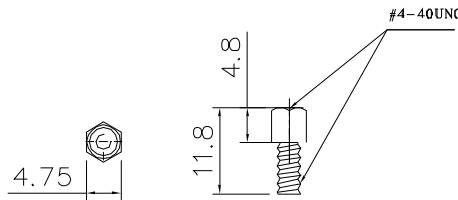
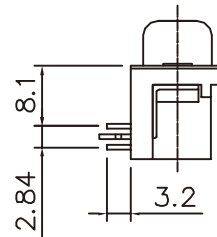
Product Specification

Material

- Insulator : Glass-Filled Thermoplastic PBT, UL94V-0
- Contact : Brass
- Shell : Steel, 100u" Tin Over 50u" min Copper
- Clinch Nut : Brass, Nickel Plated.
- Boardlock : Brass, Tin Plated.
- Screwlock : Brass, Nickel Plated.

Electrical

- Contact Resistance : 20 milliohms  
Max at 1 AMP DC.
- Insulation Resistance : 1000  
megohms at 500 VDC
- Dielectric Withstanding Voltage :  
1000 VAC/rms 60Hz for 1 minute
- Current Rating : 3 AMP
- Volatge Rating : 250 VAC/rms 60Hz



Dimensions

Positions	A	B	C	D	E
9	30.81	24.99	16.92	16.33	11.08
15	39.20	33.30	25.25	24.70	19.39
25	53.05	47.04	38.96	38.40	33.24
37	69.40	63.50	55.42	54.80	49.86

RoHS Compliant

TOLERANCES ARE

**MORETHANALL**  
PCB CONNECTORS  
Cable ASSEMBLIES

煜倫股份有限公司

www.morethanall.com

DRAWING BY CY

CHECKED BY GENIUS

UNIT / mm

SCALE 1 : 1

DATE

SIZE A4

PJECTION

X, ±  
.X ± 0.38  
.XX ± 0.25  
.XXX ± 0.13  
ANG ±

照片框

ORDER INFORMATION

DR-xGNH-xx-LF  
SERIES | | | | LEADFREE  
| | | | 09-37 WAY  
| | | | HEX SCREW  
| | | | NUT  
| | | | FULL GOLD  
P:MALE  
S:FEMALE

DESCRIPTION: