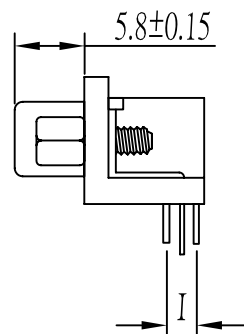
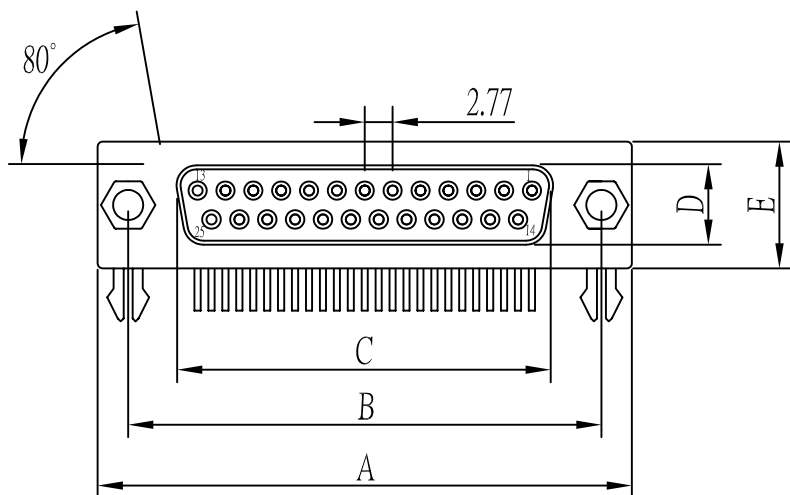


P.C.B. LAYOUT



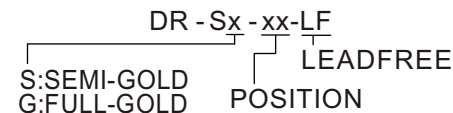
Note:

1.Material:

- 1.1 Insulator: High temperature thermoplastic with g.f,UL94v-0
- 1.2 Contact: Copper alloy,t=0.20mm
- 1.3 Shell: Spcc,t=0.30mm

2.Specification:

- 2.1 Current rating: 1 A Max.
- 2.2 Dielectric withstanding voltage: 750 V(ac) for 1 min.
- 2.3 Contact resistance: 30 mW Max.
- 2.4 Insulation resistance: 1000 MW Min.
- 2.5 Total mating force: 7.0 Kgf Max.
- 2.6 Total unmating force: 1.5 Kgf Min.
- 2.7 Temperature range: -55°C~85°C



RoHS Compliant

PART NO.	A±0.25	B±0.2	C±0.2	D±0.2	E±0.2	I±0.1
DR-Sx-09	30.81	24.99	16.33	7.90	12.55	2.84
DR-Sx-15	39.25	33.32	24.66	7.90	12.55	2.84
DR-Sx-25	53.04	47.04	38.38	7.90	12.55	2.84
DR-Sx-37	69.32	63.50	54.84	7.90	12.55	2.84

MORETHANALL
CONNECTORS
ASSEMBLIES

焯倫股份有限公司

PART NO. DR-Sx-xx

DWG NO. DR-Sx-xx

FILE NO.

UNIT / mm

SCALE 1:1

CHECKED BY CY

DRAWING BY

PROJECTION

TOLERANCES ARE

- .X ±
- .XX ±
- .XXX ±
- AWG

DESCRIPTION: D-SUB RIGHT ANGLE P. B. C TYPE (F)

AREA	REVISIONS	HK	DATE