

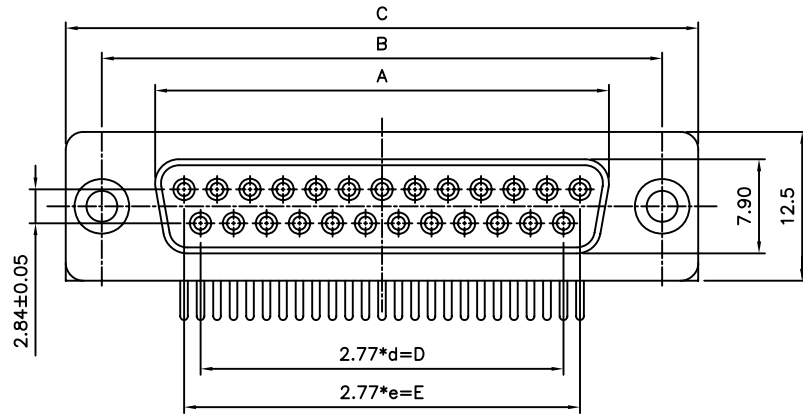
SPECIFICATION

MATERIAL

Insulator: Thermal Plastic UL94V-0
 Contacts: Copper Alloy
 Shell: Steel
 Rivet, Boardlock: Copper alloy
CONTACT PLATING
 Underplate: 50m² Nickel
 Contact Area: 1m²~30m² Selective Gold
 Solder Tails Area: 100m² Tin/Lead(Brighten Tin)or
 100m² Tin/Lead Free(Brighten Tin/Matte Tin)

ELECTRICAL

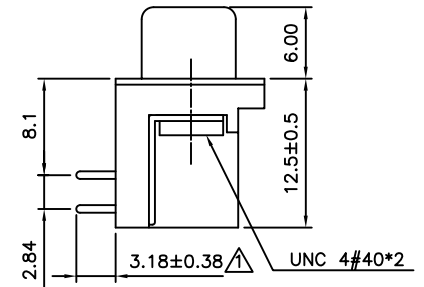
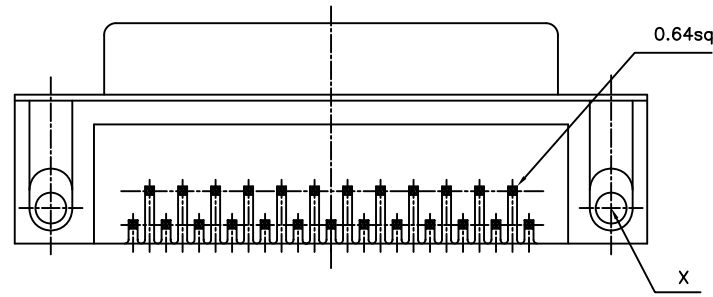
Operation Voltage: 250 VAC Max.
 Current Rating: 3 Amps Max.
 Contact Resistance: 15 mohms Max.
 Insulation Resistance: 3000 Mohms Min @ 500 VDC
 Dielectric Withstanding Voltage: 1000 VAC / Minute
 Operating Temperature: -55°C TO +105°C



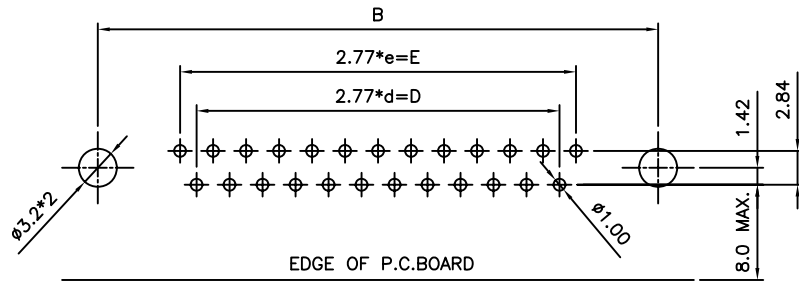
PARTS DIMENSION TABLE

inner thread UNC 4#40

parts no.	DIM. a	DIM. b	inner thread
B	4.8	11.8	4#40
D	5.8	12.0	4#40
F	4.8	11.8	M3
W	4.8	11.8	M2.6
Y	5.8	12.0	M2.6



POSITION	A	B	C	d	D	e	E
09	16.30	25.00	30.8	03	08.31	04	11.08
15	24.60	33.30	39.2	06	16.62	07	19.39
23	35.30	44.30	50.3	10	27.70	11	30.47
25	38.30	47.10	53.1	11	30.47	12	33.24
37	54.80	63.50	69.4	17	47.09	18	49.86



RECOMMENDED P.C.B LAYOUT (TOP VIEW)
 TOLERANCES: ±0.05mm

RoHS Compliant

TOLERANCES ARE

MORETHANALL
 PCB CONNECTORS
 Cable ASSEMBLIES

DRAWING BY CY

X, ±

CHECKED BY GENIUS

.X ±

UNIT / mm

SCALE 1 : 1

.XX ±

DATE

.XXX ±

ANG ±

SIZE A4

PPOJECTION

照片框

ORDER INFORMATION

DR-SSLNH-xx-LF
 SERIES | | | | | LEADFREE
 | | | | | 09-37 WAY
 | | | | | HEX SCREW
 | | | | | NUT
 | | | | | L TYPE
 FEMALE | SEMI GOLD

DESCRIPTION: D-SUB CONN.RIGHT ANGLE, FEMALE FOOTPRINT : 8.08mm

煜倫股份有限公司

www.morethanall.com