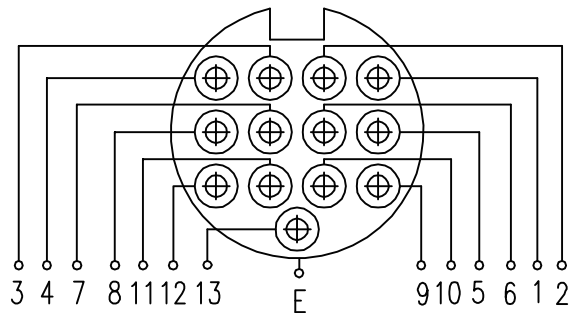


T:1.6 Dimensions of PC board holes
Tolerance : ±0.05(Printed-top view)



SCHEMATIC DIAGRAM

UNLESS OTHERWISE SPECIFIED, TOLERANCE ON DECIMAL: ±0.3

4	COVER	1	PBT 4815	UL-94V0
3	HOUSING	1	PBT 4815	UL-94V0
2	GROUND CONTACT	1	C5191 t=0.25	Ag PLATED
1	TERMINAL	13	C5191 t=0.15	Ag PLATED
LTR	PART NAME	QTY	MATERIAL	REMARK

RoHS Compliant

TOLERANCES ARE

MORETHANALL
PCB CONNECTORS
Cable ASSEMBLIES

煜倫股份有限公司

www.morethanall.com

DRAWING BY CY

CHECKED BY GENIUS


UNIT/mm SCALE 1:1

DATE

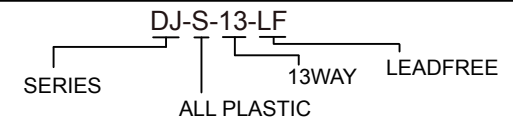
SIZE A4

X. ±
.X ±
.XX ±
.XXX ±
ANG ±

PJECTION



ORDER INFORMATION



DESCRIPTION: DIN JACK