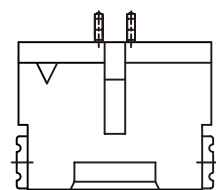
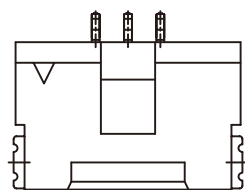


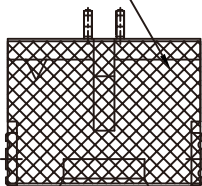
KAPTON TAPE
(FOR PICK AND
PLACE SYSTEMS)



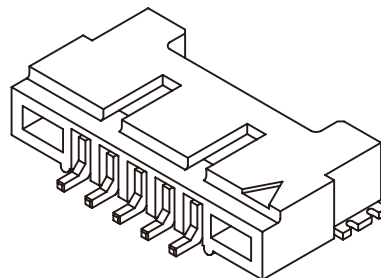
02P



03P

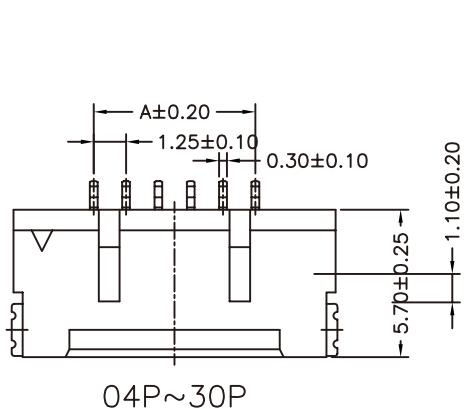


02P~06P

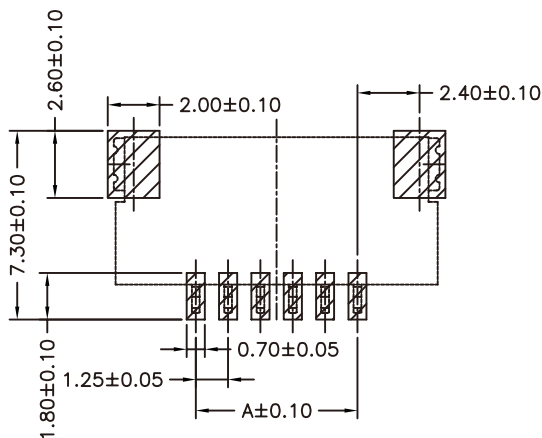


SPECIFICATIONS

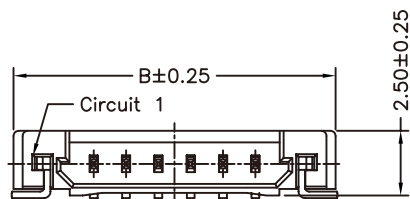
Current Rating: 1A AC,DC
Voltage Rating: 150V AC,DC
Temperature Range: -25°C ~ +85°C
Contact Resistance: 30mΩ Max.
Insulation Resistance: 500MΩ Min.
Withstanding Voltage: 500V AC/minute
Pin Material: Brass
Solder Tabs: Brass
Material: Nylon 6T,UL94V-0
Color: Natural(Beige)



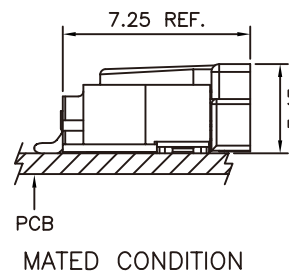
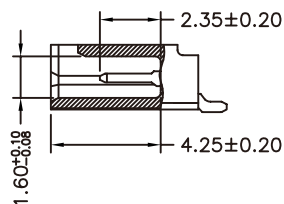
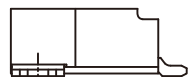
04P~30P



P.C.B. LAYOUT



Circuit 1



PCB
MATED CONDITION

Circuit No.	Dimensions		Circuit No.	Dimensions	
	A	B		A	B
02P	1.25	7.45	11P	12.50	18.70
03P	2.50	8.70	12P	13.75	19.95
04P	3.75	9.95	13P	15.00	21.20
05P	5.00	11.20	14P	16.25	22.45
06P	6.25	12.45	15P	17.50	23.70
07P	7.50	13.70	20P	23.75	29.95
08P	8.75	14.95	21P	24.00	31.20
09P	10.00	16.20	25P	30.00	36.20
10P	11.25	17.45	30P	36.25	42.45

DF14-WXC-xx-LF
LEADFREE

02-30WAY

RoHS Compliant

MORETHANALL
CONNECTORS
ASSEMBLIES

PART NO. DF14-WXC-xx

DWG NO. DF14-WXC-xx

FILE NO.

CHECKED BY CY

DRAWING BY

TOLERANCES ARE

X ±
.X ± 0.25
.XX ± 0.15
.XXX ± 0.05
ANG

DESCRIPTION:

1.25mm PITCH 90° WAFER-SMT TYPE,
ULTRA LOW PROFILE, WITHOUT BOSS

煜倫股份有限公司

UNIT / mm

SCALE 1:1

PROJECTION

AREA

REVISIONS

DATE