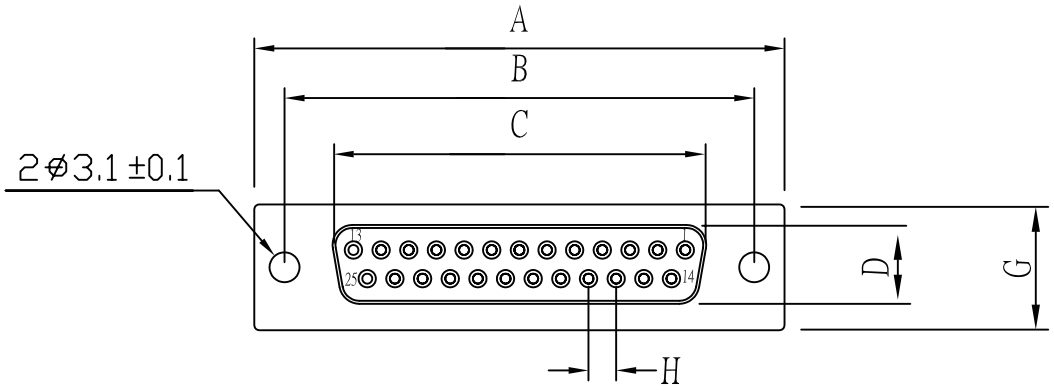

Note:

1.Material:

1.1 Insulator: High temperature thermoplastic with g.f,UL94v-0

1.2 Contact: Copper alloy,t=0.20mm

1.3 Shell: Spcc,t=0.30mm

2.Specification:

2.1 Current rating: 1 A Max.

2.2 Dielectric withstanding voltage: 750 V(ac) for 1 min.

2.3 Contact resistance: 30 mW Max.

2.4 Insulation resistance: 1000 MW Min.

2.5 Total mating force: 7.0 Kgf Max.

2.6 Total unmating force: 1.5 Kgf Min.

2.7 Temperature range: -55°C~85°C

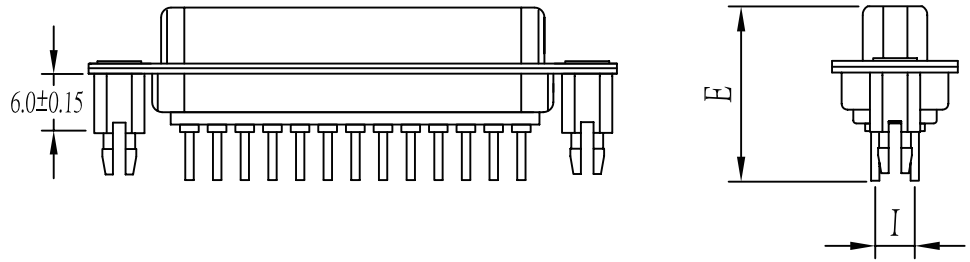

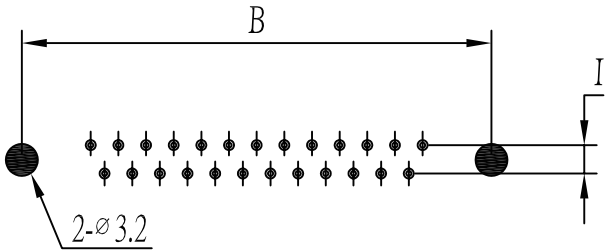

PC BOARD LAYOUT

No.	Part Name	Q'ty	Material	Remarks & Thickness	Finish
8	Hex Screw	2	Brass	H5*10	80~120u"Tin Plated
7	Boardlock NUT	2	Brass	H4.75*11.5	80~120u"Nickel Plated
6	8.0 Nut	2	Brass	H4.75*8.0	80~120u"Nickel Plated
5	3B Nut	2	Brass	H4.75*4.75	80~120u"Nickel Plated
4	Back-shell	1	Cold Rolled Steel	T=0.40mm	Cu:40u"min. 80~120u"Tin Plated
3	Front-shell	1	Cold Rolled Steel	T=0.40mm	Cu:40u"min. 80~120u"Nickel Plated
2	Contact	9	Brass	T=0.20mm	Contact area:0.8~1.2u"Gold Plated over 40u"Nickel min. Solder area:80~120u"Tin Plated over 40u"Nickel min.
1	Housing	2	P.B.T	UL 94-V0	Black/Blue/White

PART NO	A±0.25	B±0.20	C±0.20	D±0.20	E±0.30	F±0.25	G±0.25	H±0.05	I±0.10
DD-SGZxx-09	30.81	24.99	16.33	7.9	16.8		12.55	2.77	2.84
DD-SGZxx-15	39.25	33.32	24.66	7.9	16.8		12.55	2.77	2.84
DD-SGZxx-19	44.80	38.86	30.0	7.9	16.8		12.55	2.77	2.84
DD-SGZxx-23	50.30	44.3	35.3	7.9	16.8		12.55	2.77	2.84
DD-SGZxx-25	53.04	47.04	38.38	7.9	16.8		12.55	2.77	2.84
DD-SGZxx-37	69.50	63.50	54.84	7.9	16.8		12.55	2.77	2.84

RoHS Compliant

MORETHANALL PCB CONNECTORS Cable ASSEMBLIES

煜倫股份有限公司

www.morethanall.com

DRAWING BY CY	
CHECKED BY GENIUS	
UNIT / mm	SCALE 1 : 1
DATE	
SIZE A4	PPOJECTION

TOLERANCES ARE

X. ±
.X ± 0.30
.XX ± 0.20
.XXX ± 0.10
ANG ±



ORDER INFORMATION

DD-SGZxx-xx-LF

SERIES

FEMALE

GOLD

CLIP

BLANK:WHITE
BK:BLACK
BL:BLUE

09~37WAY

LEADFREE

DESCRIPTION: D-SUB P.C.B FEMALE (鉚魚叉)