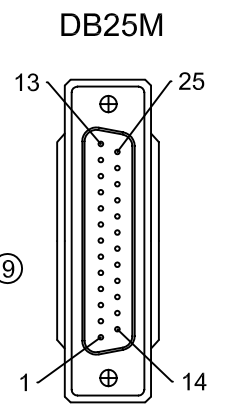
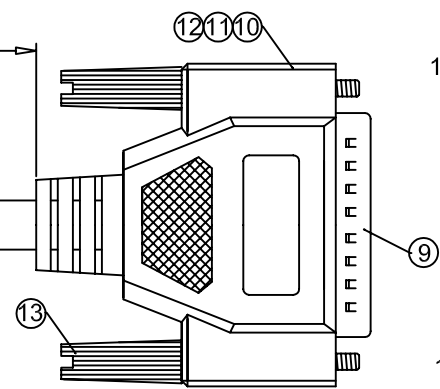
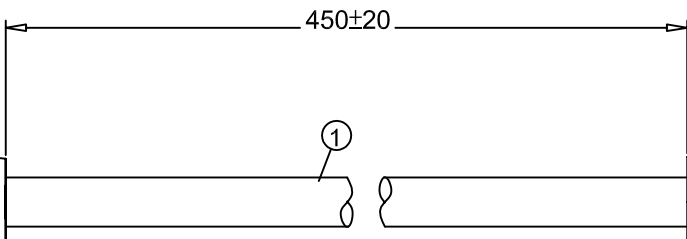
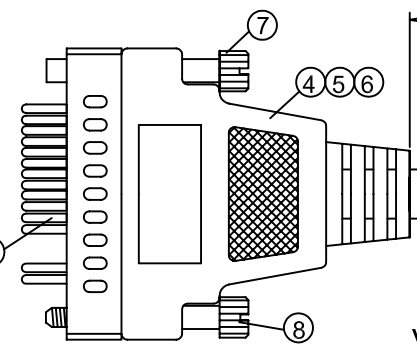
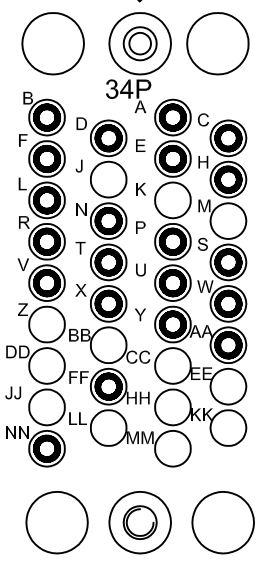
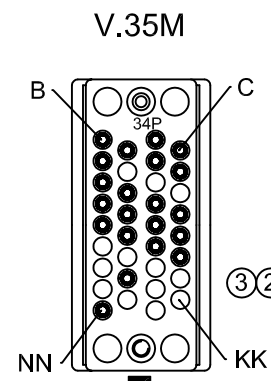
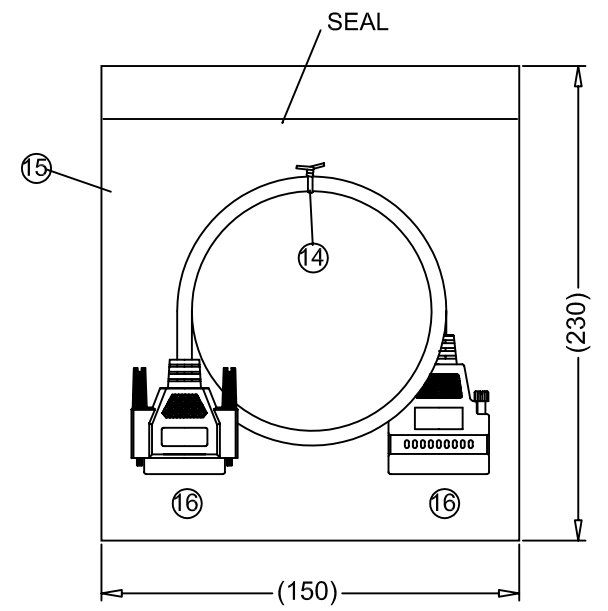


1 2 3 4 5 6 7 8 9 0

J  
I  
H  
G  
F  
E  
D  
C  
B  
A



V.35M	DB25M
A _____	1 _____
P _____	2 _____
R _____	3 _____
C _____	4 _____
D _____	5 _____
E _____	6 _____
B _____	7 _____
F _____	8 _____
X _____	9 _____
W _____	11 _____
AA _____	12 _____
FF _____	13 _____
S _____	14 _____
Y _____	15 _____
T _____	16 _____
V _____	17 _____
L _____	18 _____
H _____	20 _____
N _____	21 _____
U _____	24 _____
NN _____	25 _____
SHELL _____	drain _____
SHELL _____	SHELL _____



**MORETHANALL**  
CONNECTORS  
ASSEMBLIES

PART NO. DBXV-2534-M45C	
DWG NO. DBXV-2534-M45C	
FILE NO.	SCALE 1:1
UNIT / mm	SCALE 1:1

CHECKED BY	CY
DRAWING BY	
PROJECTION	

TOLERANCES ARE
.X ±
.XX ±
.XXX ±
AWG

DESCRIPTION:	
AREA	REVISIONS
HK	DATE

焯倫有限公司

J

I

NOTES:

- 1.100% TEST OPEN, SHORT & MISWIRE.
- 2.PACKING: 1PC / BAG.

H

⑬	2	DUST COVER	FOR DB 25P & V.35 MALE.
⑮	1	PE BAG	150x230x0.05mm.
⑭	1	MINI TIE	COLOR WHITE.
⑬	2	SCREW	BIG E31 #4-40UNC PVC BEIGE(1-01) / SC-40-0002.
⑫	1	OUTER MOLD	PVC 45P COLOR BEIGE(1-01) / MOLD NO.:WD25I01.
⑪	1	AL FOIL	30x100mm.
⑩	1	INNER MOLD	PE OR PVC
⑨	1	CONNECTOR	DB 25P MALE SOLDER TYPE CONTACT GOLD FLASH BLACK / NICKEL.
⑧	1	SCREW	4.0x30 #6-32UNC MALE STEEL SCREW / SC-32-0003.
⑦	1	SCREW	4.0x30 #6-32UNC FEMALE STEEL SCREW / SC-32-0004.
⑥	1	OUTER MOLD	PVC 45P COLOR BEIGE(1-01) / MOLD NO.: WV35I01.
⑤	1	AL FOIL	30x120mm.
④	1	INNER MOID	PE.
③	21	TERMINAL	V.35 MALE TERMINAL GOLD PLATED.
②	1	CONNECTOR	V.35 MALE SOLDER TYPE BLACK / NICKEL.
①	1	CABLE	UL2464 24AWGx21C+D+AL OD:8.5mm COLOR BEGIE(1-01).

F

E

D

ITEM	Q'TY	PART NUMBER	DESCRIPTION
PARTS LIST			

C

B



PART NO. DBXV-2534-M45C  
 DWG NO. DBXV-2534-M45C

CHECKED BY CY

TOLERANCES ARE

DESCRIPTION:

A

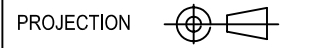
煜倫有限公司

FILE NO.

DRAWING BY

.X ±  
.XX ±  
.XXX ±  
AWG

UNIT / mm SCALE 1:1



AREA	REVISIONS	HK	DATE
------	-----------	----	------