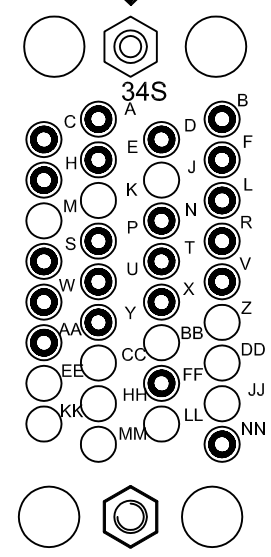
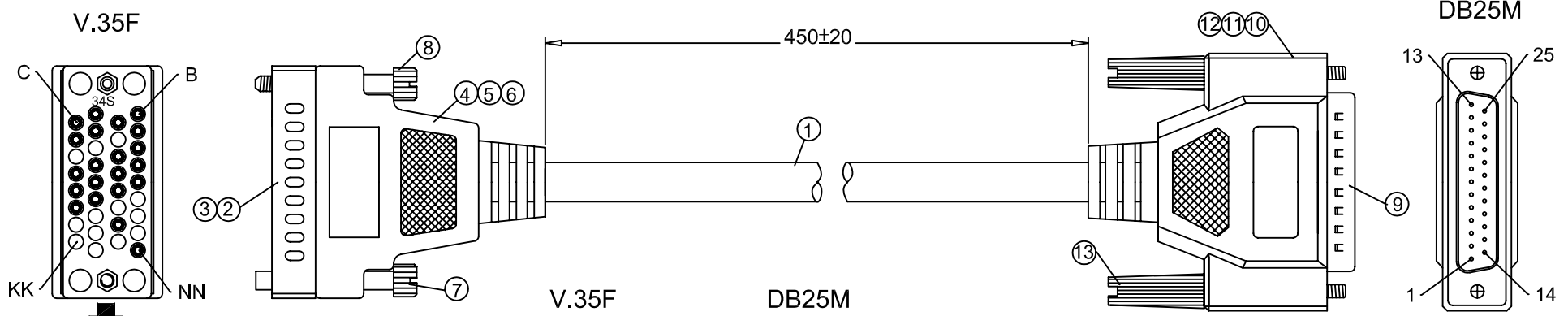
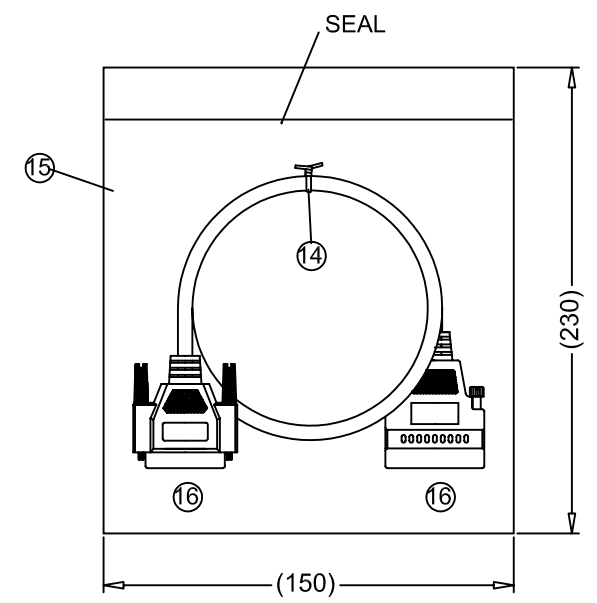


1 2 3 4 5 6 7 8 9 0

J
I
H
G
F
E
D
C
B
A



- | | |
|-------|-------|
| V.35F | DB25M |
| A | 1 |
| P | 2 |
| R | 3 |
| C | 4 |
| D | 5 |
| E | 6 |
| B | 7 |
| F | 8 |
| X | 9 |
| W | 11 |
| AA | 12 |
| FF | 13 |
| S | 14 |
| Y | 15 |
| T | 16 |
| V | 17 |
| L | 18 |
| H | 20 |
| N | 21 |
| U | 24 |
| NN | 25 |
| SHELL | drain |
| SHELL | SHELL |



M MORETHANALL
CONNECTORS
ASSEMBLIES

焯倫有限公司

PART NO. DBXV-2534-E45C		CHECKED BY CY		TOLERANCES ARE .X ± 0.5 .XX ± 0.1 .XXX ± 0.05 AWG		DESCRIP TION:				
DWG NO. DBXV-2534-E45C		DRAWING BY								
FILE NO.		PROJECTION		AREA	REVISIONS	HK	DATE			
UNIT / mm	SCALE 1:1									

NOTES:

- 1.100% TEST OPEN, SHORT & MISWIRE.
- 2.PACKING: 1PC / BAG.

⑩	2	DUST COVER	FOR DB 25P & V.35 FEMALE.
⑮	1	PE BAG	150x230x0.05mm.
⑭	1	MINI TIE	COLOR WHITE.
⑬	2	SCREW	BIG E31 #4-40UNC PVC BEIGE(1-01) / SC-40-0002.
⑫	1	OUTER MOLD	PVC 45P COLOR BEIGE(1-01) / MOLD NO.:WD25I01.
⑪	1	AL FOIL	30x100mm.
⑩	1	INNER MOLD	PE OR PVC
⑨	1	CONNECTOR	DB 25P MALE SOLDER TYPE CONTACT GOLD FLASH BLACK / NICKEL.
⑧	1	SCREW	4.0x30 #6-32UNC MALE STEEL SCREW / SC-32-0003.
⑦	1	SCREW	4.0x30 #6-32UNC FEMALE STEEL SCREW / SC-32-0004.
⑥	1	OUTER MOLD	PVC 45P COLOR BEIGE(1-01) / MOLD NO.: WV35I01.
⑤	1	AL FOIL	30x120mm.
④	1	INNER MOID	PE.
③	21	TERMINAL	V.35 FEMALE TERMINAL GOLD PLATED.
②	1	CONNECTOR	V.35 FEMALE SOLDER TYPE BLACK / NICKEL.
①	1	CABLE	UL2464 24AWGx21C+D+AL OD:8.5mm COLOR BEGIE(1-01).
ITEM	Q'TY	PART NUMBER	DESCRIPTION
PARTS LIST			

M MORETHANALL
CONNECTORS
ASSEMBLIES

煜倫有限公司

PART NO. DBXV-2534-E45C

DWG NO. DBXV-2534-E45C

FILE NO.

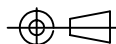
UNIT / mm

SCALE 1:1

CHECKED BY CY

DRAWING BY

PROJECTION



TOLERANCES ARE

.X ± 0.5
.XX ± 0.1
.XXX ± 0.05
AWG

DESCRIPTION:

AREA

REVISIONS

HK

DATE